



FSQ

We Bear The Rolling World

Since 1978



BH2015
Made in Taiwan



Certificate Number
95 / 5645

Some sizes of housings listed in this catalog may not be available.


**SN500-600 Series
SN200-300 Series
SN3000 Series
SN3100 Series
Medium duty**



SSN500-600TAC Series



**SNK500-600 Series
SNK200-300 Series**



**SD500-600 Series
SD200-300 Series
SD3000 Series**



**SNK3000 Series
SNK3100 Series**



**SAF500-600 Series
SAF200-300 Series**



SD3100 Series



**SDAF500-600 Series
SDAF200-300 Series
SDAF-230K Series**



**SOFN500-600 Series
SOFN200-300 Series**



**BND2200 Series
BND3000 Series
BND3100 Series
BND3200 Series**



Founded in 1978, FSQ was merged with the big group-FAIR FRIEND GROUP (FFG) which is the leading manufacturer of CNC Machine Tools, PC Boards, Elevators, Car Parking Systems, Fork-lift Trucks, Pneumatic Tools, Spray Guns, Green Technology and some other products.

The products of FSQ consists of Pillow Blocks, Plummer Blocks (Split Pillow Blocks), Adapter Sleeves and Bushes including a comprehensive selection of ranges.

Made by FSQ

Stands for Excellence and Reliability. With consistent endeavour to maintain the highest quality, of its products and services, FSQ gives a concept of quality product does not necessary expensive.

Materials

The standard of FSQ bearing housings is made of grey cast iron. Certain housings are also available in spheroidal graphite cast iron (ductile iron) and cast steel if higher strength is required. However, housings in Stainless Steel is also can be supplied.

For applications where housings of greater strength are needed, FSQ manufactures ranges of bearing housings of SSN, SSNK, SSD,SSAF... The bases of these housings are solid and may be drilled for 2 or 4 bolt fixing are required.

Seals

Several different seals can be supplied. All rubber seals can be used at temperatures between -40°C and + 100°C.

Seals for temperature over 100°C are also available upon request.

Many other types of bearing housings not listed in this catalog and variants of listed housings adapted to customer demands can also be supplied.

1. Bearing Housings & Accessories

Index 01

Housing Designation 02

Standards & SNK Breaking Load 03-04

Seals for SNK Series 05-08

SNK 500-600 Series 09-11

SNK 200/300 Series 12-13

FSNK 500 Series 14

SNZ-SS NZ 200 Series 15

SN-SSN 500 Series 16-17

SN-SSN 600 Series 18-19

SN 3000, SN-3100 Series 20-21

SD 3100 Series 22-23

SD 500, SD 600 Series 24-25

SD 3000 Series 26-27

SNK 3100 Series 28-29

SNK 3000 Series 30-31

SAF 22500, 22600 Series 32-33

SAF 22200, 22300 Series 34-35

SDAF 22500, 22600 Series 36-37

SDAF 22200, 22300 Series 38-39

SAF/SDAF 23000K Series 40-41

SDAF 23100K Series 42-43

SDAF 23200 Series 44-45

BND 2200 Series 46-47

BND 3000 Series 48-49

BND 3100 Series 50-51

BND 3200 Series 52-53

SBD 2220 Series 54-55

SBD 2236 Series 56-57

SBD 2260 Series 58-59

SDGC 60-61

SOFN 217-248 62-63

SOFN 314-336 64-65

SOFN 517-548 66-67

SOFN 614-636 68-69

722500 Series 70-73

PDN 200/300 Series 74-75

Sealing Arrangement & End Cover 76-80

Taconite Seals 81

2. Pillow Blocks-Ball Bearing Units

UCP 200 Series 82

UCF 200 Series 83

UCFL 200 Series 84

UC 200 Series 85

3. Adapter Sleeves & Withdrawal Sleeves

SNW 00/SNW 100 Series 86

SNW 3000, SNP 3100/3200 Series 87-88

H2, H3, H23 Series 89

H30, H31, H32 Series 90

AH2, AH3, AH23, AH30 Series 91

AH22, AH31, AH32, AN00 Series 92

AW/MB00, AL/MS30, 31 Series 93

4. Hydraulic Adapter Sleeves

Introduction 94

OH23H 95

OH30H 96

OH31H 97

OH39H 98

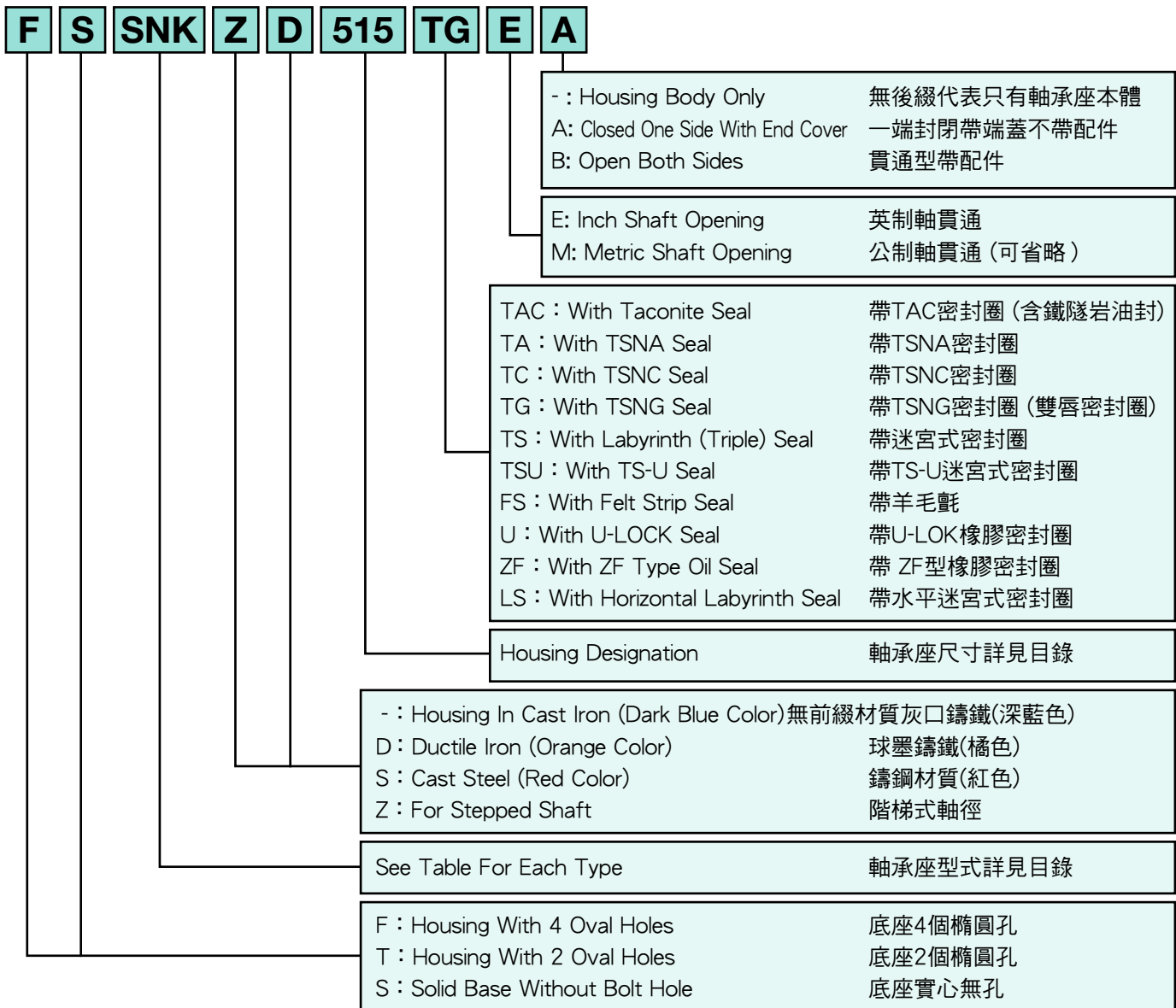
AOH22 99

AOH30 100

AOH31 101

AOH240 102

P.S.: Some sizes of bearing housings listed in this catalog may not be available.
 More items of bearing housings not listed in this catalog are available, please consult FSQ.



Suffix : 後綴代號意義

G	: Fixed Type Without Fixing Ring	固定側免固定圈	OL	: Oil Lubrication	油循環功能軸承座
H2	: 2 Round Holes In Feet	底座2圓孔	WJ	: Water Jacketed Design	水循環功能軸承座
H4	: 4 Round Holes In Feet	底座4圓孔	RO	: Without Fixing Ring	不帶固定圈
J1	: Housing Feet Ends Machined	底座兩端端面加工	R1	: With 1 Fixing Ring	帶1固定圈
X	: With Inner Box	軸承座有內紙盒裝	R2	: With 2 Fixing Ring	帶2固定圈
J	: Housing Feet Machined Flat	底座真平面加工	R4	: With 4 Fixing Ring	帶4固定圈
Y	: With Cap Bolt Grade8.8	結合螺絲中碳鋼8.8級			
K	: Special Shaft Dia. To Be Specified.				特殊軸徑
N1	: 1 Grease Nipple Connection Hole, 1 Grease Escape Hole				1注油孔, 1洩油孔
N2	: 2 Grease Nipple Connection Holes, 2 Grease Escape Holes				2注油孔, 2洩油孔
N3	: 1 Grease Nipple Connection Hole, 2 Grease Escape Holes				1注油孔, 2洩油孔
N4	: 2 Grease Nipple Connection Holes, 1 Grease Escape Hole				2注油孔, 1洩油孔
N5	: 3 Grease Nipple Connection Holes, 1 Grease Escape Hole				3注油孔, 1洩油孔
N6	: 1 Grease Nipple Connection Hole, 4 Grease Escape Holes				1注油孔, 4洩油孔

Split pillow block bearing housings mentioned in the catalog are cast and produced in accordance with the ISO/R113 - 1994 standard. (B.S. 1642: 1969 standard, JIS B 1551 - 1968 standard) ; Adapter/Withdrawal Sleeves & Nut is according to ISO2982-1:1995 and ISO 2982-2:1995. The following tables show the standardization of materials and relative machining tolerance covering the housings and its accessories.

1. Materials:

A. Housing

Material	ISO Code	U.S. Code	Tensile Strength kgf/mm ²	Yield Strength kgf/mm ²	Elongation
CAST IRON	GRADE 200 (FC200)	ASTM A48 GRADE 30	20	-	-
DUCTILE IRON (S.G.)	GRADE 450-10 (FCD 450)	ASTM A536 GRADE 65-45-12	45	30	10%
CAST STEEL	GRADE 230-450 (SC 450)	ASTM A27 GRADE 65-35	46	23	19%

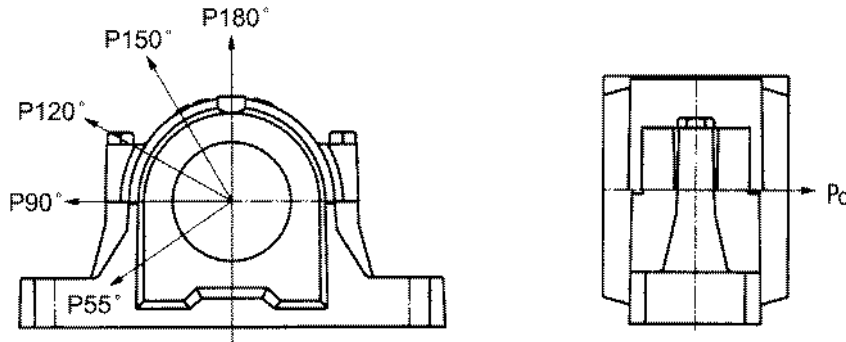
- Stainless steel material is also available.

B. Accessories:

Name	Part No.	Materials
Felt Strip	FS	80% Wool, 20% Rayon, Density 0.25g/cm ³
Locating Ring	SR	Aluminum
Hexagon Bolt	M	Mild Steel AISI 1010 (SS41)/Grade 8.8
ZF Seal	ZF	NBR
TC Seal	OSM	NBR
U-LOK Seal	U-500	NBR
TSNG Seal	TSNG500	NBR
V-RING Seal	TSNA500	NBR & Mild Steel Plate
Labyrinth Seal	TS/LER	Cast Iron/Aluminum
Taconite Seals	TAC/TER/TACK	Cast Iron
End Cover	500A/500NA	NBR & Mild Steel Plate
End Plate	P	Mild Steel Plate
End Cover	TSA	Cast Iron
End Plug	EPR	NBR & Mild Steel Plate
Eye-Bolt	W/M	Mild Steel AISI 1010
Adapter/Withdrawal Sleeves	H,AH,SNW,SNP	AISI 1020

Declaration: Weights listed in this catalog are subject to change without notice.

THE BREAKING LOADS ON SNK500 PLUMMER BLOCK HOUSINGS.

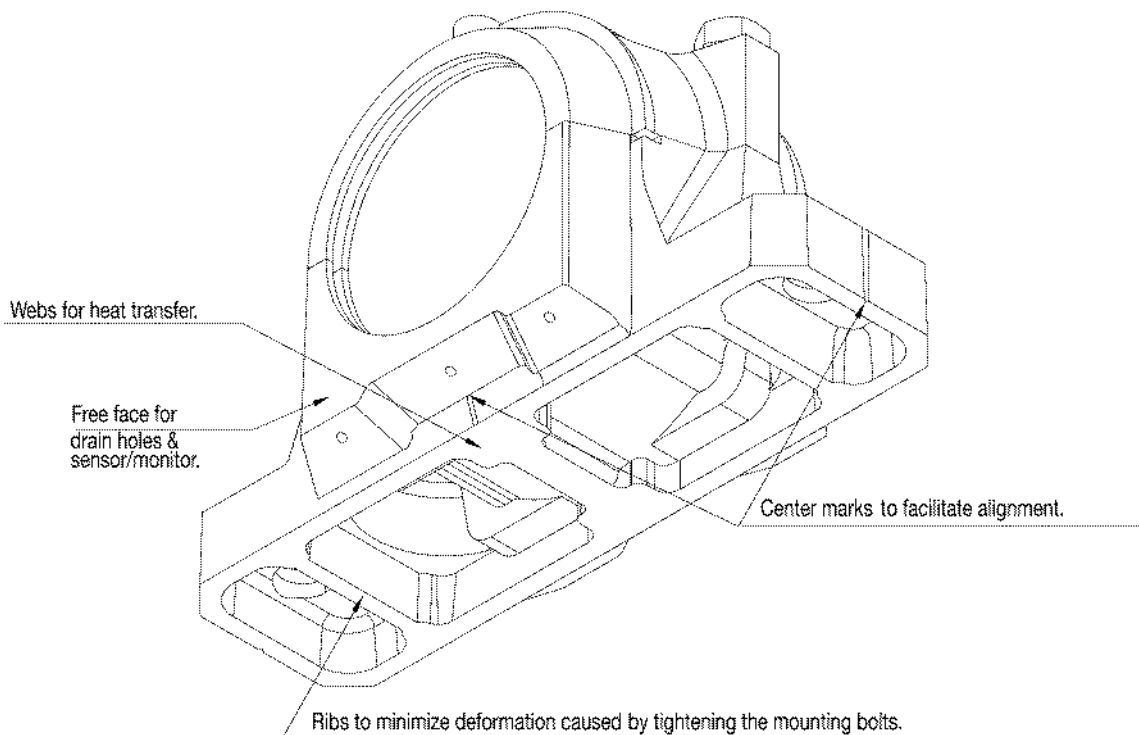
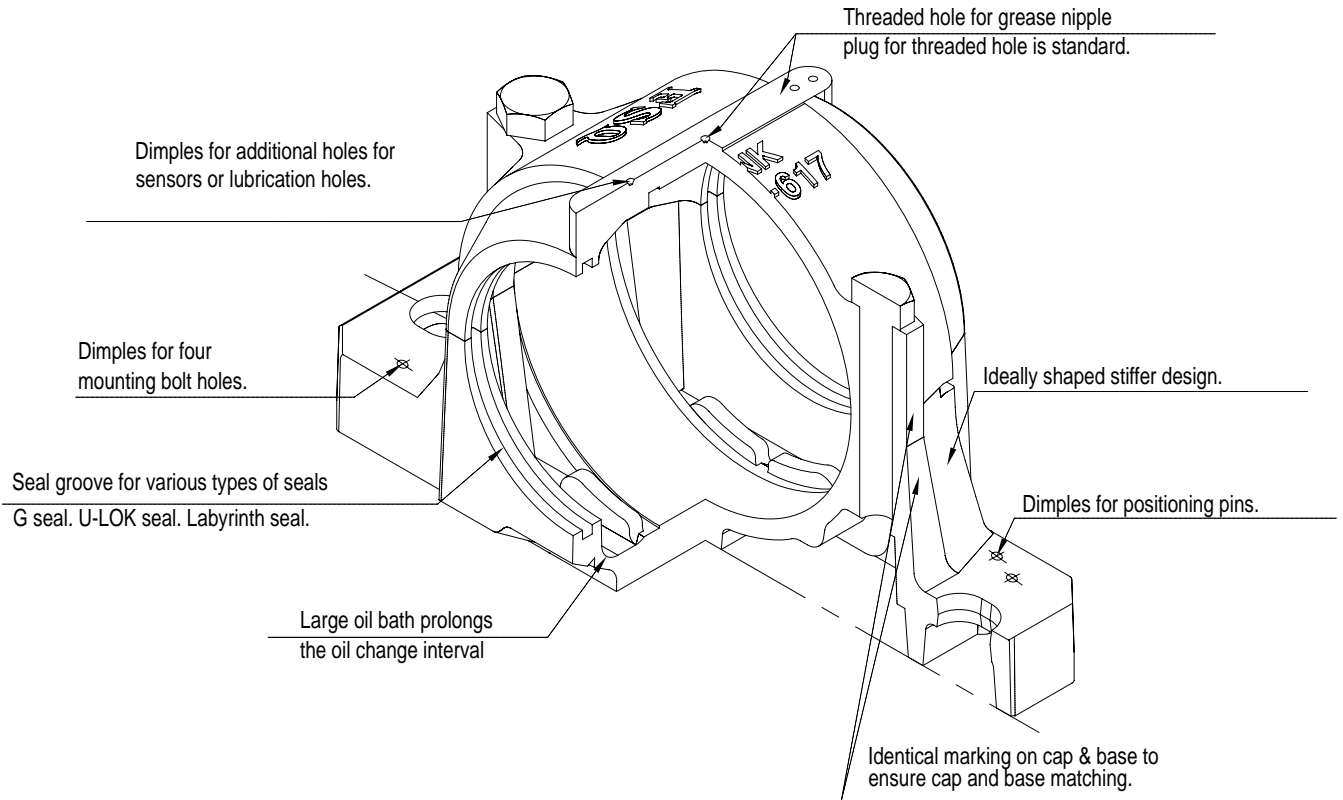


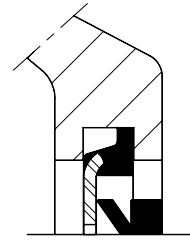
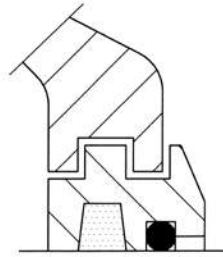
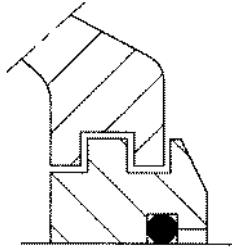
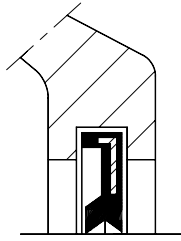
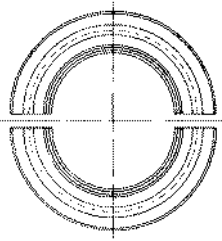
Breaking Loads of SNK Housings

Housings No.	Breaking Loads (kN) Max					Pa	Cap bolts Yield point for bolts (kN)		
	P55°	P90°	P120°	P150°	P180°		P120°	P150°	P180°
SNK 205 505	160	90	65	55	75	50	150	85	75
SNK 206 506-605	175	95	75	60	80	52	150	85	75
SNK 207 507-606	195	110	80	75	90	57	150	85	75
SNK 208 508-607	220	125	90	80	100	65	150	85	75
SNK 209 509	235	135	90	85	105	72	150	85	75
SNK 210 510-608	275	150	110	100	120	82	150	85	75
SNK 211 511-609	285	165	115	105	130	85	220	125	110
SNK 212 512-610	310	175	120	110	140	95	220	125	110
SNK 213 513-611	350	195	140	120	160	105	220	125	110
SNK 215 515-612	420	240	170	150	190	130	220	125	110
SNK 216 516-613	440	250	175	160	200	135	220	125	110
SNK 217 517	495	280	190	175	220	145	220	125	110
SNK 218 518-615	550	325	230	200	255	175	400	230	200
SNK 519-616	580	335	240	210	270	180	400	230	200
SNK 520-617	620	350	260	230	285	190	620	520	310
SNK 522-619	680	390	285	250	315	210	620	520	310
SNK 524-620	790	450	320	300	370	250	620	520	310
SNK 526	900	515	375	330	415	280	900	520	310
SNK 528	1050	600	435	395	490	330	900	520	310
SNK 530	1200	700	510	440	550	370	900	520	310
SNK 532	1450	820	620	520	660	450	900	520	310

- Note: (1) This data is for Cast Iron.
 (2) Cap bolt material is Commercial Grade 8.8
 (3) For SG iron multiply values by the factor 1.8
 (4) Safety factor: 6

Interchangeable with SNA/SNU/SNH/SNN/SNV/SNL





U-LOK® Seal Kit

U-LOK Seal, U5xx

TS-U Seal, TS5xxU
for temperature up to +120°C


TS-UF Seal, TS5xxUF
for temperature up to +120°C

V-Ring Seal, TSNA5xx

Shaft Dia.	Housing	U-LOK Kit	Closed Cover	Labyrinth Seal	Open V-Ring Kit	TACK
20	SNK505	U505	505A	TS505-U	TSNA505	Taconite Seal
						TACK-505
25	SNK506-605	U605	506A	TS605-U	TSNA605	TACK-506
						TACK-506
30	SNK507-606	U606	507A	TS606-U	TSNA606	TACK-507
						TACK-507
35	SNK508-607	U607	508A	TS607-U	TSNA607	TACK-508
						TACK-508
40	SNK509	U509	509A	TS509-U	TSNA509	TACK-509
						TACK-509
45	SNK511-609	U609	511A	TS609-U	TSNA609	TACK-510
						TACK-510
50	SNK512-610	U610	512A	TS610-U	TSNA610	TACK-511
						TACK-511
55	SNK513-611	U611	513A	TS611-U	TSNA611	TACK-512
						TACK-512
60	SNK515-612	U612	515A	TS612-U	TSNA612	TACK-513
						TACK-513
65	SNK516-613	U613	516A	TS613-U	TSNA613	TACK-515
						TACK-515
70	SNK518-615	U615	518A	TS615-U	TSNA615	TACK-516
						TACK-516
75	SNK519-616	U616	519A	TS616-U	TSNA616	TACK-517
						TACK-517
80	SNK517	U517	517A	TS517-U	TSNA517	TACK-518
						TACK-518
85	SNK520-617	U617	520A	TS617-U	TSNA617	TACK-519
						TACK-519
90	SNK518-615	U518	518A	TS518-U	TSNA518	TACK-520
						TACK-520
95	SNK519-616	U519	519A	TS519-U	TSNA519	TACK-522
						TACK-522
100	SNK522-619	U619	522A	TS619-U	TSNA619	TACK-524
						TACK-524
105	SNK520-617	U520	520A	TS520-U	TSNA520	TACK-526
						TACK-526
110	SNK524-620	U620	524A	TS620-U	TSNA620	TACK-528
						TACK-528
115	SNK522-619	U522	522A	TS522-U	TSNA522	TACK-530
						TACK-530
120	SNK524-620	U524	524A	TS524-U	TSNA524	TACK-532
						TACK-532
125	SNK526	U526	526A	TS526-U	TSNA526	TACK-532
						TACK-532
130	SNK528	U528	528A	TS528-U	TSNA528	TACK-532
						TACK-532
135	SNK530	U530	530A	TS530-U	TSNA530	TACK-532
						TACK-532
140	SNK532	U532	532A	TS532-U	TSNA532	TACK-532
						TACK-532
		4 Halves per kit	Qty 1	Qty 1	2 Pcs per kit	Unit

• TSNC Seal is also available.

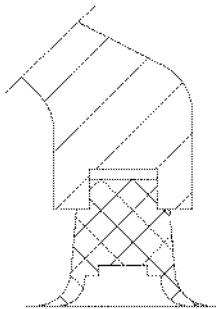
TSNG Seal can fit both metric & imperial shaft.



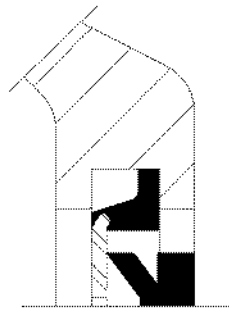
TSNG Seal	Shaft Dia.				TSNG Seal	Shaft Dia.			
	H mm	HE in	HS in	HA in		H mm	HE in	HS in	HA in
TSNG505	20	3/4	-	-	TSNG605	20	3/4	-	-
TSNG506	25	1	-	15/16	TSNG606	25	1	-	15/16
TSNG507	30	-	-	1-3/16	TSNG607	30	-	-	1-3/16
TSNG508	35	-	1-3/8	1-5/16	TSNG608	35	-	1-3/8	1-5/16
TSNG509	40	1-1/2	1-5/8	-	TSNG609	40	1-1/2	1-5/8	-
TSNG510	45	1-3/4	-	-	TSNG610	45	1-3/4	-	-
TSNG511	50	2	-	1-15/16	TSNG611	50	2	-	1-15/16
TSNG512	55	-	2-1/8	-	TSNG612	55	-	2-1/8	-
TSNG513	60	2-1/4	2-3/8	-	TSNG613	60	2-1/4	2-3/8	-
TSNG515	65	2-1/2	-	-	TSNG615	65	2-1/2	-	-
TSNG516	70	2-3/4	-	2-11/16	TSNG616	70	2-3/4	-	2-11/16
TSNG517	75	3	-	2-15/16	TSNG617	75	3	-	2-15/16
TSNG518	80	3-1/4	-	3-3/16	TSNG619	85	3-1/4	-	-
TSNG519	85	3-1/4	-	-	TSNG620	90	3-1/2	-	3-7/16
TSNG520	90	3-1/2	-	3-7/16					
TSNG522	100	4	-	3-15/16					
TSNG524	110	4-1/4	-	4-3/16					
TSNG526	115	4-1/2	-	4-7/16					
TSNG528	125	5	-	4-15/16					
TSNG530	135	5-1/4	-	5-3/16					
TSNG532	140	5-1/2	-	5-7/16					

• 4 halves per kit in a package.

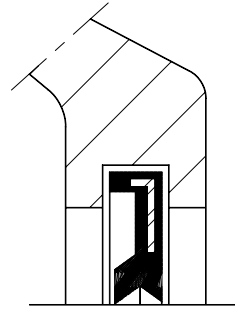
There are several different types of seal designs for use in SNK type Bearing Housings. Many alternative choices are available to the user to ensure that the correct or most suitable solution will be found to meet the condition surrounding a particular application.



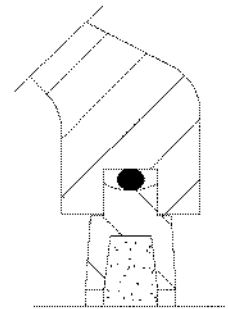
TSNG



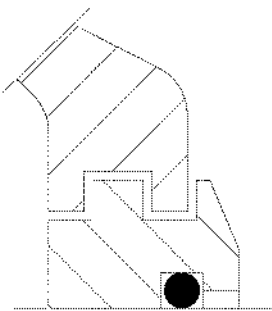
TSNA



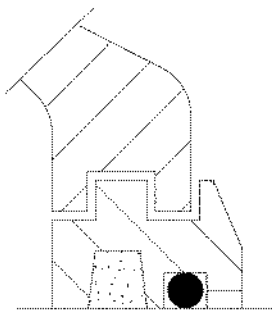
U-LOK



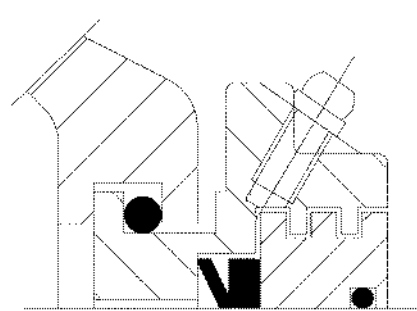
TSNC



TS-U



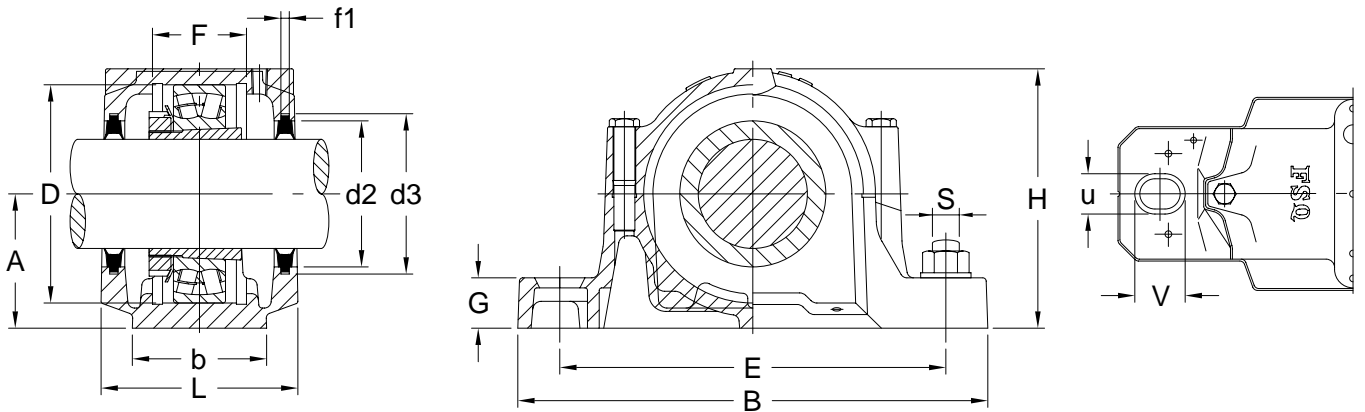
TS-UF



TACK

Seal Selection	TSNG	TSNC	TSNA	U-LOK	TS-UF	TS-U	TACK
Material	NBR	Mild Steel+FS	NBR + Mild Steel Plate	NBR	Cast Iron+FS	Cast Iron	Cast Iron+Rubber
Temperature	-20°C ~ +100°C	-20°C ~ +100°C	-20°C ~ +100°C	-20°C ~ +100°C	-20°C ~ +120°C *	-20°C ~ +120°C *	-20°C ~ +100°C
Maximum Speed	4m/s	4m/s	7m/s	4m/s	Same as bearing	Same as bearing	7m/s
Grease Relubrication	Excellent	Good	Excellent	Excellent	Good	Good	Good
Oil Lubrication	Good	Poor	Good	Good	Excellent	Excellent	Good
Low Friction	Good	Poor	Good	Good	Excellent	Excellent	Good
Against Dust/Fine Particulate	Excellent	Excellent	Excellent	Excellent	Good	Excellent	Excellent
Against Coarse Particulate	Good	Excellent	Poor	Good	Good	Excellent	Poor
Against Water	Good	Fair	Good	Good	Fair	Fair	Good

NOTES: * Operating temperature range can be -50°C to +200°C, please consult FSQ



Housing No.	L	b	f1 H13	F H13	D H7	d2 H12	d3 H12	H	A h12	G	E	B	v	u	S	Weight (kg)
SNK 505	67	46	5	25	52	31.5	39.5	74	40	19	130	165	20	15	12	1.45
SNK 506-605	77	52	5	32	62	36.5	44.5	89	50	22	150	185	20	15	12	2.02
SNK 507-606	82	52	5	34	72	46.5	54.5	93	50	22	150	185	20	15	12	2.23
SNK 508-607	85	60	5	39	80	51.5	59.5	107	60	25	170	205	20	15	12	2.89
SNK 509	85	60	5	30	85	56.5	64.5	109	60	25	170	205	20	15	12	2.93
SNK 510-608	90	60	5	41	90	62	70.5	113	60	25	170	205	20	15	12	3.24
SNK 511-609	95	70	5	44	100	67	75.5	127.5	70	28	210	255	24	18	16	4.51
SNK 512-610	105	70	5	48	110	72	80.5	133	70	30	210	255	24	18	16	5.48
SNK 513-611	110	80	5	51	120	77	85.5	148.5	80	30	230	275	24	18	16	6.52
SNK 515-612	115	80	5	56	130	87	95.5	154.5	80	30	230	280	24	18	16	6.97
SNK 516-613	120	90	5	58	140	92.5	101	175.5	95	32	260	315	28	22	20	9.73
SNK 517	125	90	5	61	150	97.5	106	183	95	32	260	320	28	22	20	10.35
SNK 518-615	140	100	5	65	160	102.5	111	193	100	35	290	345	28	22	20	13.21
SNK 519-616	145	100	6	68	170	131	141	210	112	35	290	345	28	22	20	14.01
SNK 520-617	160	110	6	70	180	137.5	147.5	215	112	40	320	380	32	26	24	16.33
SNK 522-619	175	120	6	80	200	147.5	157.5	239	125	45	350	410	32	26	24	22.97
SNK 524-620	185	120	6	86	215	157.5	167.5	271	140	45	350	410	32	26	24	27.94
SNK 526	190	130	6	90	230	167.5	177.5	290	150	50	380	445	35	28	24	32.94
SNK 528	205	150	6	98	250	177.5	187.5	302	150	50	420	500	42	35	30	38.62
SNK 530	220	160	6	106	270	192.5	202.5	323	160	60	450	530	42	35	30	46.97
SNK 532	235	160	6	114	290	202.5	212.5	344	170	60	470	550	42	35	30	59.06

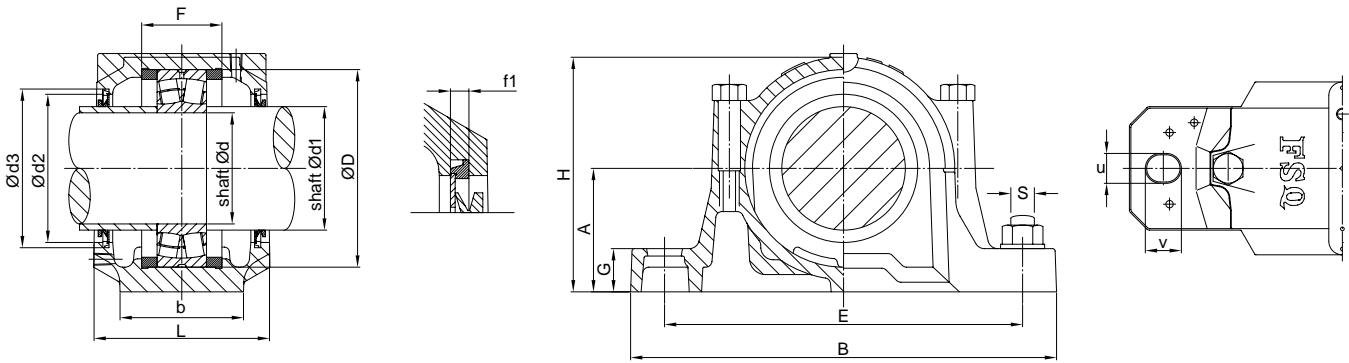
NOTES:

- SNK/SNU housings can be equipped with TSNG, U-LOK, TSNA, TS-U & TS-UF seals.
- Weight is only for reference.

Shaft Dia. mm	Housing No.	Bearing No.		Adapter Sleeve	Sealing Arrangement *			End Cover	Locating Ring	
		Self-Alig. Ball	Spherical Roller		Standard	Alternative			Number	O'ty
						Double-lip Seal	Labyrinth Seal			
		U-Lok	TSNG		TS-U					
20	SNK 505	1205K	-	H205	U505	TSNG 505	TS505U	505A	52x5	2
	SNK 505	2205K	22205K	H305	U505	TSNG 505	TS505U	505A	52x3.5	2
	SNK 506-605	1305K	-	H305	U605	TSNG 605	TS605U	506A	62x7.5	2
	SNK 506-605	2305K	-	H2305	U605	TSNG 605	TS605U	506A	62x4	2
25	SNK 506-605	1206K	-	H206	U506	TSNG 506	TS506U	506A	62x8	2
	SNK 506-605	2206K	22206K	H306	U506	TSNG 506	TS506U	506A	62x6	2
	SNK 507-606	1306K	-	H306	U606	TSNG 606	TS606U	507A	72x7.5	2
	SNK 507-606	2306K	-	H2306	U606	TSNG 606	TS606U	507A	72x3.5	2
30	SNK 507-606	1207K	-	H207	U507	TSNG 507	TS507U	507A	72x8.5	2
	SNK 507-606	2207K	22207K	H307	U507	TSNG 507	TS507U	507A	72x5.5	2
	SNK 508-607	1307K	-	H307	U607	TSNG 607	TS607U	508A	80x9	2
	SNK 508-607	2307K	-	H2307	U607	TSNG 607	TS607U	508A	80x4	2
35	SNK 508-607	1208K	-	H208	U508	TSNG 508	TS508U	508A	80x10.5	2
	SNK 508-607	2208K	22208K	H308	U508	TSNG 508	TS508U	508A	80x8	2
	SNK 510-608	1308K	21308K	H308	U608	TSNG 608	TS608U	510A	90x9	2
	SNK 510-608	2308K	22308K	H2308	U608	TSNG 608	TS608U	510A	90x4	2
40	SNK 509	1209K	-	H209	U509	TSNG 509	TS509U	509A	85x5.5	2
	SNK 509	2209K	22209K	H309	U509	TSNG 509	TS509U	509A	85x3.5	2
	SNK 511-609	1309K	21309K	H309	U609	TSNG 609	TS609U	511A	100x9.5	2
	SNK 511-609	2309K	22309K	H2309	U609	TSNG 609	TS609U	511A	100x4	2
45	SNK 510-608	1210K	-	H210	U510	TSNG 510	TS510U	510A	90x10.5	2
	SNK 510-608	2210K	22210K	H310	U510	TSNG 510	TS510U	510A	90x9	2
	SNK 512-610	1310K	21310K	H310	U610	TSNG 610	TS610U	512A	110x10.5	2
	SNK 512-610	2310K	22310K	H2310	U610	TSNG 610	TS610U	512A	110x4	2
50	SNK 511-609	1211K	-	H211	U511	TSNG 511	TS511U	511A	100x11.5	2
	SNK 511-609	2211K	22211K	H311	U511	TSNG 511	TS511U	511A	100x9.5	2
	SNK 513-611	1311K	21311K	H311	U611	TSNG 611	TS611U	513A	120x11	2
	SNK 513-611	2311K	22311K	H2311	U611	TSNG 611	TS611U	513A	120x4	2
55	SNK 512-610	1212K	-	H212	U512	TSNG 512	TS512U	512A	110x13	2
	SNK 512-610	2212K	22212K	H312	U512	TSNG 512	TS512U	512A	110x10	2
	SNK 515-612	1312K	21312K	H312	U612	TSNG 612	TS612U	515A	130x12.5	2
	SNK 515-612	2312K	22312K	H2312	U612	TSNG 612	TS612U	515A	130x5	2
60	SNK 513-611	1213K	-	H213	U513	TSNG 513	TS513U	513A	120x14	2
	SNK 513-611	2213K	22213K	H313	U513	TSNG 513	TS513U	513A	120x10	2
	SNK 516-613	1313K	21313K	H313	U613	TSNG 613	TS613U	516A	140x12.5	2
	SNK 516-613	2313K	22313K	H2313	U613	TSNG 613	TS613U	516A	140x5	2
65	SNK 515-612	1215K	-	H215	U515	TSNG 515	TS515U	515A	130x15.5	2
	SNK 515-612	2215K	22215K	H315	U515	TSNG 515	TS515U	515A	130x12.5	2
	SNK 518-615	1315K	21315K	H315	U615	TSNG 615	TS615U	518A	160x14	2
	SNK 518-615	2315K	22315K	H2315	U615	TSNG 615	TS615U	518A	160x5	2

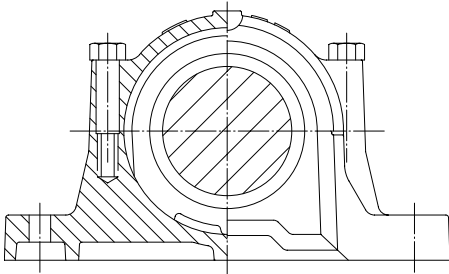
Shaft Dia. mm	Housing No.	Bearing No.		Adapter Sleeve	Sealing Arrangement *			End Cover	Locating Ring	
		Self-Alig. Ball	Spherical Roller		Standard	Alternative			Number	O'ty
					U-Lok	Double-lip Seal	Labyrinth Seal			
						TSNG	TS-U			
70	SNK 516-613	1216K	–	H216	U516	TSNG 516	TS516U	516A	140x16	2
	SNK 516-613	2216K	22216K	H316	U516	TSNG 516	TS516U	516A	140x12.5	2
	SNK 519-616	1316K	21316K	H316	U616	TSNG 616	TS616U	519A	170x14.5	2
	SNK 519-616	2316K	22316K	H2316	U616	TSNG 616	TS616U	519A	170x5	2
75	SNK 517	1217K	–	H217	U517	TSNG 517	TS517U	517A	150x16.5	2
	SNK 517	2217K	22217K	H317	U517	TSNG 517	TS517U	517A	150x12.5	2
	SNK 520-617	1317K	21317K	H317	U617	TSNG 617	TS617U	520A	180x14.5	2
	SNK 520-617	2317K	22317K	H2317	U617	TSNG 617	TS617U	520A	180x5	2
80	SNK 518-615	1218K	–	H218	U518	TSNG 518	TS518U	518A	160x17.5	2
	SNK 518-615	2218K	22218K	H318	U518	TSNG 518	TS518U	518A	160x12.5	2
	SNK 518-615	–	23218K	H2318	U518	TSNG 518	TS518U	518A	160x12.5	1
85	SNK 519-616	1219K	–	H219	U519	TSNG 519	TS519U	519A	170x18	2
	SNK 519-616	2219K	22219K	H319	U519	TSNG 519	TS519U	519A	170x12.5	2
	SNK 522-619	–	22319K	H2319	U619	TSNG 619	TS619U	522A	200x13	1
90	SNK 520-617	1220K	–	H220	U520	TSNG 520	TS520U	520A	180x18	2
	SNK 520-617	2220K	22220K	H320	U520	TSNG 520	TS520U	520A	180x12	2
	SNK 520-617	–	23220K	H2320	U520	TSNG 520	TS520U	520A	180x9.7	1
	SNK 524-620	–	22320K	H2320	U620	TSNG 620	TS620U	524A	215x13	1
100	SNK 522-619	1222K	–	H222	U522	TSNG 522	TS522U	522A	200x21	2
	SNK 522-619	2222K	22222K	H322	U522	TSNG 522	TS522U	522A	200x13.5	2
	SNK 522-619	–	23222K	H2322	U522	TSNG 522	TS522U	522A	200x10	1
110	SNK 524-620		22224K	H3124	U524	TSNG 524	TS524U	524A	215x14	2
	SNK 524-620		23224K	H2324	U524	TSNG 524	TS524U	524A	215x10	1
115	SNK 526		22226K	H3126	U526	TSNG 526	TS526U	526A	230x13	2
	SNK 526		23226K	H2326	U526	TSNG 526	TS526U	526A	230x10	1
125	SNK 528		22228K	H3128	U528	TSNG 528	TS528U	528A	250x15	2
	SNK 528		23228K	H2328	U528	TSNG 528	TS528U	528A	250x10	1
135	SNK 530		22230K	H3130	U530	TSNG 530	TS530U	530A	270x16.5	2
	SNK 530		23230K	H2330	U530	TSNG 530	TS530U	530A	270x10	1
140	SNK 532		22232K	H3132	U532	TSNG 532	TS532U	532A	290x17	2
	SNK 532		23232K	H2332	U532	TSNG 532	TS532U	532A	290x10	1

* U-Lok seal, TSNG seal, TSNA Seal and TS-U seal are interchangeable.

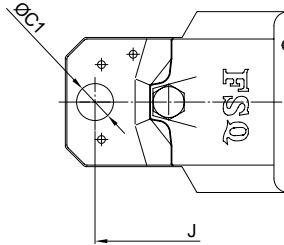


Housing No.	Shaft Dia.		Dimensions mm														
	d	d1	L	b	f1 H13	F H13	D H7	d2 H12	d3 H12	H	A h12	G	E	B	v	u	S
SNK 205	25	30	67	46	5	25	52	36.5	44.5	74	40	19	130	165	20	15	10
SNK 206-305	30	35	77	52	5	32	62	46.5	54.5	89	50	22	150	185	20	15	10
SNK 207	35	45	82	52	5	34	72	56.5	64.5	93	50	22	150	185	20	15	10
SNK 208-307	40	50	85	60	5	39	80	62	70.5	107	60	25	170	205	20	15	12
SNK 209	45	55	85	60	5	30	85	67	75.5	109	60	25	170	205	20	15	12
SNK 210	50	60	90	60	5	41	90	72	80.5	113	60	25	170	205	20	15	12
SNK 211	55	65	95	70	5	44	100	77	85.5	127.5	70	28	210	255	24	18	16
SNK 212	60	70	105	70	5	48	110	87	95.5	133	70	30	210	255	24	18	16
SNK 213	65	75	110	80	5	51	120	92.5	101	148.5	80	30	230	275	24	18	16
SNK 215	75	85	115	80	5	56	130	102.5	111	154.5	80	30	230	280	24	18	16
SNK 216	80	90	120	90	5	58	140	108	116.5	175.5	95	32	260	315	28	22	20
SNK 217	85	95	125	90	5	61	150	112	120.5	183	95	32	260	320	28	22	20
SNK 218	90	100	140	100	5	65	160	120	128.5	193	100	35	290	345	28	22	20
SNK 219	95	110	145	100	6	68	170	131	141	210	112	35	290	345	28	22	20
SNK 220	100	115	160	110	6	70	180	137.5	147.5	215	112	40	320	380	32	26	24
SNK 222	110	125	175	120	6	80	200	147.5	157.5	239	125	45	350	410	32	26	24
SNK 224	120	135	185	120	6	86	215	157.5	167.5	271	140	45	350	410	32	26	24
SNK 226	130	145	190	130	6	90	230	167.5	177.5	290	150	50	380	445	35	28	24
SNK 228	140	155	205	150	6	98	250	177.5	187.5	302	150	50	420	500	42	35	30
SNK 230	150	165	220	160	6	106	270	192.5	202.5	323	160	60	450	530	42	35	30
SNK 232	160	175	235	160	6	114	290	202.5	212.5	344	170	60	470	550	42	35	30

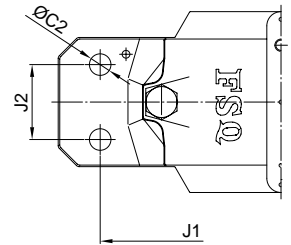
Type:SSNK



Type:2-Bolt
Suffix:H2

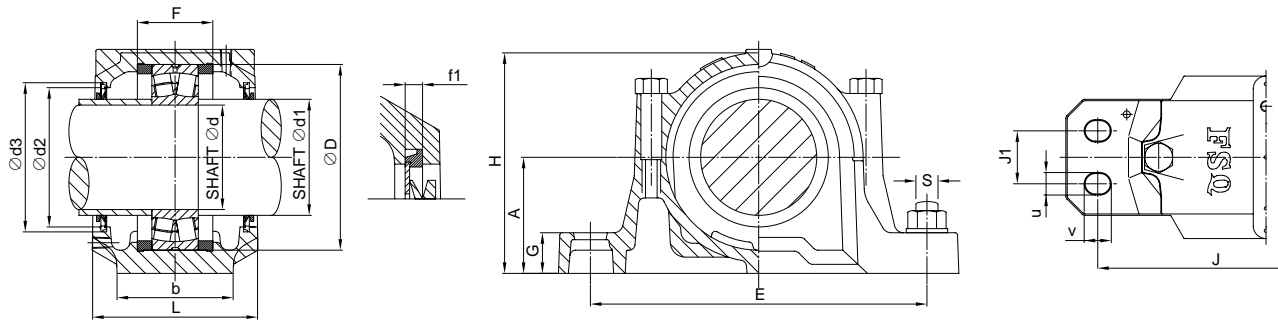


Type:4-Bolt
Suffix:H4

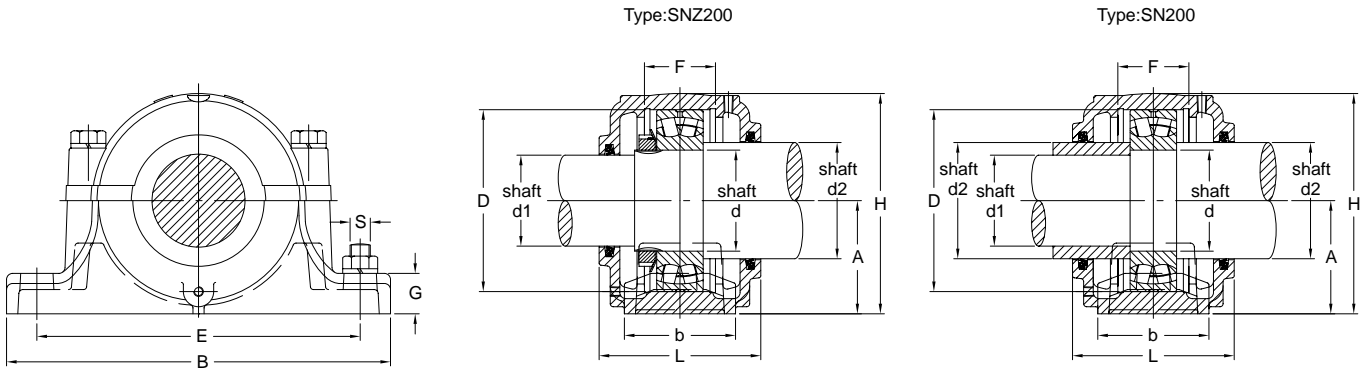


Housing No.	Bearing No.	TSNA=VW+V-Ring			End Cover	Locating Ring		2-Bolt		4-Bolt		
		TSNA	VW	V-RING		Number	Q'ty	J	C1	J1	J2	C2
SNK 205	22205	-	-	-	506A	52x3.5	2	-	-	-	-	-
SNK 206-305	22206	TSNA-306	VW-306	V-35	507A	62x6	2	-	-	-	-	-
SNK 207	22207	TSNA-307	VW-307	V-45	509A	72x5.5	2	-	-	-	-	-
SNK 208-307	22208	TSNA-308	VW-308	V-50	510A	80x8	2	170	15	-	-	-
SNK 209	22209	TSNA-309	VW-309	V-55	511A	85x3.5	2	170	15	-	-	-
SNK 210	22210	TSNA-310	VW-310	V-60	512A	90x9	2	170	15	-	-	-
SNK 211	22211	TSNA-311	VW-311	V-65	513A	100x9.5	2	210	18	200	40	15
SNK 212	22212	TSNA-312	VW-312	V-70	515A	110x10	2	210	18	200	40	15
SNK 213	22213	TSNA-313	VW-313	V-75	516A	120x10	2	230	18	220	48	15
SNK 215	22215	TSNA-315	VW-315	V-85	518A	130x12.5	2	230	18	220	48	15
SNK 216	22216	TSNA-216	VW-216	V-90	216A	140x12.5	2	260	22	252	52	18
SNK 217	22217	TSNA-217	VW-217	V-95	217A	150x12.5	2	260	22	252	52	18
SNK 218	22218	TSNA-218	VW-218	V-100	218A	160x12.5	2	290	22	280	58	18
SNK 219	22219	TSNA-219	VW-219	V-110	519A	170x12.5	2	290	22	280	58	18
SNK 220	22220	TSNA-220	VW-220	V-120	520A	180x12	2	320	26	300	66	18
SNK 222	22222	TSNA-222	VW-222	V-130	522A	200x13.5	2	350	26	320	74	18
SNK 224	22224	TSNA-224	VW-224	V-140	524A	215x14	2	350	26	330	74	18
SNK 226	22226	TSNA-226	VW-226	V-150	526A	230x13	2	380	28	370	80	22
SNK 228	22228	TSNA-228	VW-228	V-160	528A	250x15	2	420	35	400	92	26
SNK 230	22230	TSNA-230	VW-230	V-170	530A	270x16.5	2	450	35	430	100	26
SNK 232	22232	TSNA-232	VW-232	V-180	532A	290x17	2	470	35	450	100	26

* For TSSNK, oval holes is a standard and round holes is an option

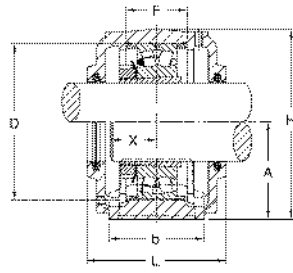
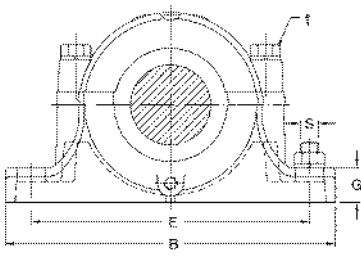


Housing No.	L	b	f1		D	d2	d3	H	A	G	E	B	v	u	J	J1	S	Weight (kg)
			H13	H13														
FSNK 511-609	95	70	5	44	100	67	75.5	127.5	70	28	210	255	20	15	210	35	16	4.51
FSNK 512-610	105	70	5	48	110	72	80.5	133	70	30	210	255	20	15	210	35	16	5.48
FSNK 513-611	110	80	5	51	120	77	85.5	148.5	80	30	230	275	20	15	230	40	16	6.52
FSNK 515-612	115	80	5	56	130	87	95.5	154.5	80	30	230	280	20	15	230	40	16	6.97
FSNK 516-613	120	90	5	58	140	92.5	101	175.5	95	32	260	315	24	18	260	50	20	9.73
FSNK 517	125	90	5	61	150	97.5	106	183	95	32	260	320	24	18	260	50	20	10.35
FSNK 518-615	140	100	5	65	160	102.5	111	193	100	35	290	345	24	18	290	50	20	13.21
FSNK 519-616	145	100	6	68	170	131	141	210	112	35	290	345	24	18	290	50	20	14.01
FSNK 520-617	160	110	6	70	180	137.5	147.5	215	112	40	320	380	24	18	320	60	24	16.33
FSNK 522-619	175	120	6	80	200	147.5	157.5	239	125	45	350	410	24	18	350	70	24	22.97
FSNK 524-620	185	120	6	86	215	157.5	167.5	271	140	45	350	410	24	18	350	70	24	27.94
FSNK 526	190	130	6	90	230	167.5	177.5	290	150	50	380	445	28	22	380	70	24	32.94
FSNK 528	205	150	6	98	250	177.5	187.5	302	150	50	420	500	32	26	420	80	30	38.62
FSNK 530	220	160	6	106	270	192.5	202.5	323	160	60	450	530	32	26	450	90	30	46.97
FSNK 532	235	160	6	114	290	202.5	212.5	344	170	60	470	550	32	26	470	90	30	59.06

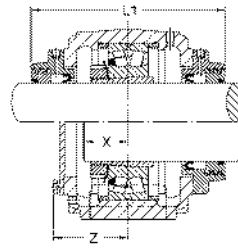


Housing No.	Shaft Dia.			Dimensions mm										Bearing No.		Lock Nut	Lock Washer	ZF Seal		Locating Ring		End Cover for d1
	d	d1	d2	D H7	B	b	G	F H13	A h13	L	H	E	Bolt S	Self-Alig. Ball	Spherical Roller			d1	d2	Number	Q'ty	
SNZ 205	25	20	30	52	165	46	22	25	40	67	75	130	M12	1205 2205	- 22205	AN05	AW05	ZF5	ZF7	52x5 52x7	2 1	505NA
SNZ 206	30	25	35	62	185	52	22	30	50	77	90	150	M12	1206 2206	- 22206	AN06	AW06	ZF6	ZF8	62x7 62x10	2 1	506NA
SNZ 207	35	30	45	72	185	52	22	33	50	82	95	150	M12	1207 2207	- 22207	AN07	AW07	ZF7	ZF10	72x8 72x10	2 1	507NA
SNZ 208	40	35	50	80	205	60	25	33	60	85	110	170	M12	1208 2208	- 22208	AN08	AW08	ZF8	ZF11	80x7.5 80x10	2 1	508NA
SNZ 209	45	40	55	85	205	60	25	31	60	85	112	170	M12	1209 2209	- 22209	AN09	AW09	ZF9	ZF12	85x6 85x8	2 1	509NA
SSNZ 210	50	45	60	90	205	60	25	33	60	90	115	170	M12	1210 2210	- 22210	AN10	AW10	ZF10	ZF13	90x6.5 90x10	2 1	510NA
SSNZ 211	55	50	65	100	255	70	28	33	70	95	130	210	M16	1211 2211	- 22211	AN11	AW11	ZF11	ZF15	100x6 100x8	2 1	511NA
SSNZ 212	60	55	70	110	255	70	30	38	70	105	135	210	M16	1212 2212	- 22212	AN12	AW12	ZF12	ZF16	110x8 110x10	2 1	512NA
SSNZ 213	65	60	75	120	275	80	30	43	80	110	150	230	M16	1213 2213	- 22213	AN13	AW13	ZF13	ZF17	120x10 120x12	2 1	513NA
SSNZ 214	70	60	80	125	275	80	30	44	80	115	155	230	M16	1214 2214	- 22214	AN14	AW14	ZF13	ZF18	125x10 125x13	2 1	513NA
SSNZ 215	75	65	85	130	280	80	30	41	80	115	155	230	M16	1215 2215	- 22215	AN15	AW15	ZF15	ZF19	130x8 130x10	2 1	515NA
SSNZ 216	80	70	90	140	315	90	32	43	95	120	175	260	M20	1216 2216	- 22216	AN16	AW16	ZF16	ZF20	140x8.5 140x10	2 1	516NA
SSNZ 217	85	75	95	150	320	90	32	46	95	125	185	260	M20	1217 2217	- 22217	AN17	AW17	ZF17	ZF21	150x9 150x10	2 1	517NA
SSNZ 218	90	80	100	160	345	100	35	62.4	100	145	195	290	M20	1218 2218	- 22218 23218	AN18	AW18	ZF18	ZF22	160x16.2 160x11.2 160x10	2 2 1	518NA
SSNZ 219	95	85	110	170	345	100	35	53	112	140	210	290	M20	1219 2219	- 22219	AN19	AW19	ZF19	ZF24	170x10.5 170x10	2 1	519NA
SSNZ 220	100	90	115	180	380	110	40	70.3	112	160	218	320	M24	2220 -	22220 23220	AN20	AW20	ZF20	ZF26	180x12.1 180x10	2 1	520NA
SSNZ 222	110	100	125	200	410	120	45	80	125	175	240	350	M24	2222 -	22222 23222	AN22	AW22	ZF22	ZF28	200x13.5 200x10	2 1	522NA
SSNZ 224	120	110	135	215	410	120	45	86	140	185	270	350	M24		22224 23224	AN24	AW24	ZF24	ZF30	215x14 215x10	2 1	524NA
SSNZ 226	130	115	145	230	445	130	50	90	150	190	290	380	M24		22226 23226	AN26	AW26	ZF26	ZF33	230x13 230x10	2 1	526NA
SSNZ 228	140	125	155	250	500	150	50	98	150	205	305	420	M30		22228 23228	AN28	AW28	ZF28	ZF35	250x15 250x10	2 1	528NA
SSNZ 230	150	135	165	270	530	160	60	106	160	220	325	450	M30		22230 23230	AN30	AW30	ZF30	ZF37	270x16.5 270x10	2 1	530NA
SSNZ 232	160	140	175	290	550	160	60	114	170	235	345	470	M30		22232 23232	AN32	AW32	ZF32	ZF39	290x17 290x10	2 1	532NA

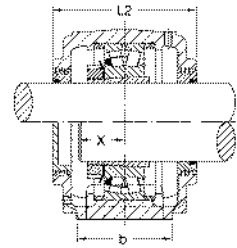
Notes: For stepped shaft bore, use SNZ 2xx/3xx.
For same shaft bore, use SN 2xx/3xx.



TYPE: SN

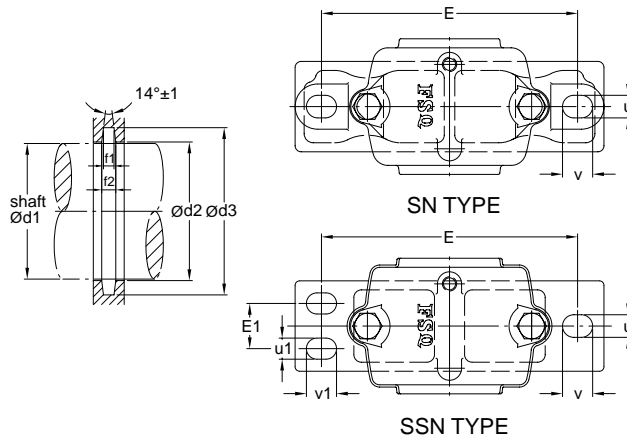


TYPE: SSN-TAC



TYPE: SSN-TS

Housing No.	Nominal Dimensions (mm)																
	Shaft Dia. d		D H7	B	b	G	F H13	A h13	L	H	E	E1	L1	X	Z	d2 (H12) Metric	L2
	Metric	Inch															
SN 505	20	3/4	52	165	46	22	25	40	67	75	130	25	-	22	-	21.5	-
SN 506	25	1	62	185	52	22	30	50	77	90	150	25	-	22	-	26.5	-
SN 507	30	1 1/8	72	185	52	22	33	50	82	95	150	25	-	24	-	31.5	-
SN 508	35	1 1/4	80	205	60	25	33	60	85	110	170	30	-	26	-	36.5	-
SN SSN 509	40	1 1/2	85	205	60	25	31	60	85	112	170	30	-	28	-	41.5	90
SN SSN 510	45	1 3/4	90	205	60	25	33	60	90	115	170	30	-	28	-	46.5	95
SN SSN 511	50	2	100	255	70	28	33	70	95	130	210	35	160	30	54	51.5	100
SN SSN 512	55	2 1/8	110	255	70	30	38	70	105	135	210	35	172	32	62	56.5	110
SN SSN 513	60	2 1/4	120	275	80	30	43	80	110	150	230	40	172	36	62	62	115
SN 514	60	2 1/4	125	275	80	30	44	80	115	155	230	40	-	36	-	62	120
SN SSN 515	65	2 1/2	130	280	80	30	41	80	115	155	230	40	182	38	68	67	120
SN SSN 516	70	2 3/4	140	315	90	32	43	95	120	175	260	50	184	40	68	72	125
SN SSN 517	75	3	150	320	90	32	46	95	125	185	260	50	184	42	70	77	130
SN SSN 518	80	3 1/4	160	345	100	35	62.4	100	145	195	290	50	204	50	81	82	150
SN SSN 519	85	3 1/4	170	345	100	35	53	112	140	210	290	50	208	46	80	87	152
SN SSN 520	90	3 1/2	180	380	110	40	70.3	112	160	218	320	60	224	54	90	92	165
SN SSN 522	100	4	200	410	120	45	80	125	175	240	350	70	232	60	92	102	180
SN SSN 524	110	4 1/4	215	410	120	45	86	140	185	270	350	70	248	64	95	113	190
SN SSN 526	115	4 1/2	230	445	130	50	90	150	190	290	380	70	268	64	100	118	195
SN SSN 528	125	5	250	500	150	50	98	150	205	305	420	80	286	70	108	128	210
SN SSN 530	135	5 1/4	270	530	160	60	106	160	220	325	450	90	304	76	113	138	225
SN SSN 532	140	5 1/2	290	550	160	60	114	170	235	345	470	90	320	80	122	143	240
SN 534	150	6	310	635	170	70	120	180	240	370	525	-	-	80	-	153	-



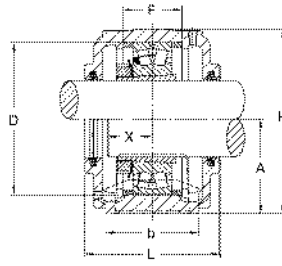
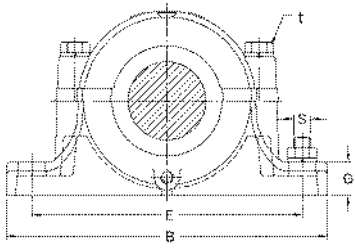
NOTES:

Foot of standard housing SSN type is solid without mounting holes or can be precast as 2-bolt (with prefix T) or 4-bolt mounting holes (with prefix F).

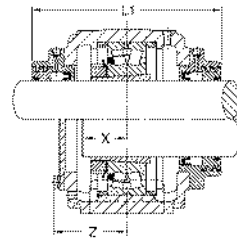
Taconite seal will be supplied as optional for perfect arrangement in severe operating conditions to prevent contamination from fine abrasive dust.

ZF rubber seals can be supplied upon request.

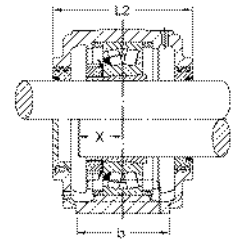
d ₃ H12	t	f ₁ H13	f ₂	2-Bolt		4-Bolt		S		Weight (kg)		Bearing No.		Adapter Sleeve		Locating Ring		Felt Seal
				u	v	u ₁	v ₁	2-Bolt	4-Bolt	SN5	SSN5	Self-Alig. Ball	Spherical Roller	Metric	Inch	Number	Q'ty	
31	M8	3	4.2	15	20	14	20	M12	M 8	1.5	-	1205K 2205K	- 22205K	H205 H305	HE205 HE305	52x5 52x7	2 1	FS505
38	M8	4	5.4	15	20	14	20	M12	M10	1.74	-	1206K 2206K	- 22206K	H206 H306	HE206 HE306	62x7 62x10	2 1	FS506
43	M10	4	5.4	15	20	14	20	M12	M10	1.9	-	1207K 2207K	- 22207K	H207 H307	HS207 HS307	72x8 72x10	2 1	FS507
48	M10	4	5.4	15	20	14	20	M12	M10	2.63	3.2	1208K 2208K	- 22208K	H208 H308	HE208 HE308	80x7.5 80x10	2 1	FS508
53	M10	4	5.4	15	20	14	20	M12	M10	2.64	3.7	1209K 2209K	- 22209K	H209 H309	HE209 HE309	85x6 85x8	2 1	FS509
58	M10	4	5.4	15	20	14	20	M12	M10	2.8	3.8	1210K 2210K	- 22210K	H210 H310	HE210 HE310	90x6.5 90x10	2 1	FS510
67	M12	5	6.9	18	23	16	23	M16	M12	4.32	6.2	1211K 2211K	- 22211K	H211 H311	HE211 HE311	100x6 100x8	2 1	FS511
72	M12	5	6.9	18	23	16	23	M16	M12	4.99	6.5	1212K 2212K	- 22212K	H212 H312	HS212 HS312	110x8 110x10	2 1	FS512
77	M12	5	6.8	18	23	16	24	M16	M12	5.64	8.3	1213K 2213K	- 22213K	H213 H313	HE213 HE313	120x10 120x12	2 1	FS513
77	M12	5	6.8	18	23	16	26	M16	M12	7.0	8.96	1214K 2214K	- 22214K	- H314	HE314	- 125x13	- 1	FS514
82	M12	5	6.8	18	23	16	26	M16	M12	6.19	9.0	1215K 2215K	- 22215K	H215 H315	HE215 HE315	130x8 130x10	2 1	FS515
89	M16	6	8.1	22	27	19	28	M20	M16	8.17	12.1	1216K 2216K	- 22216K	H216 H316	HE216 HE316	140x8.5 140x10	2 1	FS516
94	M16	6	8.1	22	27	19	28	M20	M16	9.37	12.2	1217K 2217K	- 22217K	H217 H317	HE217 HE317	150x9 150x10	2 1	FS517
99	M16	6	8.1	22	27	20	30	M20	M16	11.5	15.2	1218K 2218K -	- 22218K 23218K	H218 H318 H2318	HE218 HE318 HE2318	160x16.2 160x11.2 160x10	2 2 1	FS518
104	M16	6	8.1	22	27	20	30	M20	M16	13.5	17.7	1219K -	- 22219K	H219 H319	HE219 HE319	170x10.5 170x10	2 1	FS519
111	M20	7	9.3	26	32	23	32	M24	M16	16.3	20.5	2220K -	22220K 23220K	H320 H2320	HE320 HE2320	180x12.1 180x10	2 1	FS520
125	M20	8	10.8	26	32	23	32	M24	M16	25.1	29.2	2222K -	22222K 23222K	H322 H2322	HE322 HE2322	200x13.5 200x10	2 1	FS522
135	M20	8	10.7	26	32	23	32	M24	M16	27.2	33	- -	22224K 23224K	H3124 H2324	HE3124 HE2324	215x14 215x10	2 1	FS524
140	M24	8	10.7	28	36	24	36	M24	M20	35.2	40.9	- -	22226K 23226K	H3126 H2326	HE3126 HE2326	230x13 230x10	2 1	FS526
154	M24	9	12.2	33	42	28	42	M30	M24	43.7	48.6	- -	22228K 23228K	H3128 H2328	HE3128 HE2328	250x15 250x10	2 1	FS528
164	M24	9	12.2	33	42	28	42	M30	M24	45.3	56.2	- -	22230K 23230K	H3130 H2330	HE3130 HE2330	270x16.5 270x10	2 1	FS530
173	M24	10	13.7	33	42	28	42	M30	M24	50.75	68.5	- -	22232K 23232K	H3132 H2332	HE3132 HE2332	290x17 290x10	2 1	FS532
183	M24	10	13.7	34	44	28	42	M30	M24	73.6	-	- -	22234K 23234K	H3134 H2334	HE3134 HE2334	310x17 310x10	2 1	FS534



TYPE: SN

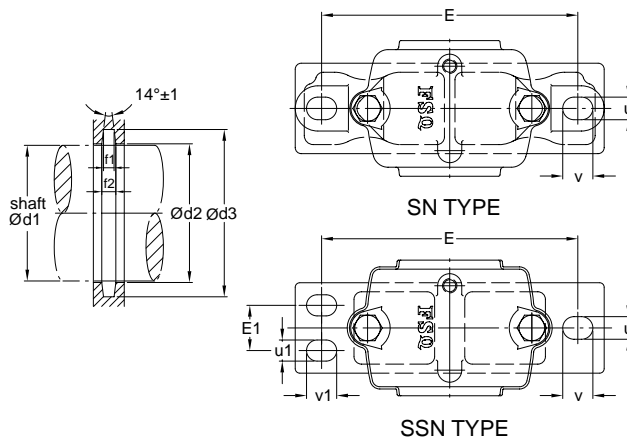


TYPE: SSN-TAC



TYPE: SSN-TS

Housing No.	Nominal Dimensions (mm)																
	Shaft Dia. d		D H7	B	b	G	F H13	A h13	L	H	E	E1	L1	X	d2 (H12) Metric	d3 H12	L2
	Metric	Inch															
SN 605	20	3/4	62	185	52	22	34	50	80	90	150	25	-	27	21.5	31	-
SN 606	25	1	72	185	52	22	37	50	82	95	150	25	-	27	26.5	38	-
SN 607	30	1 1/8	80	205	60	25	41	60	90	110	170	30	-	32	31.5	43	-
SN 608	35	1 1/4	90	205	60	25	43	60	95	115	170	30	-	34	36.5	48	-
SN SSN 609	40	1 1/2	100	255	70	28	46	70	105	130	210	35	-	36	41.5	53	110
SN SSN 610	45	1 3/4	110	255	70	30	50	70	115	135	210	35	-	39	46.5	58	120
SN SSN 611	50	2	120	275	80	30	53	80	120	150	230	40	185	40	51.5	67	125
SN SSN 612	55	2 1/8	130	280	80	30	56	80	125	155	230	40	185	44	56.5	72	130
SN SSN 613	60	2 1/4	140	315	90	32	58	95	130	175	260	50	200	46	62	77	135
SN SSN 614	60	2 1/4	150	320	90	32	61	95	130	185	260	50	200	46	62	77	135
SN SSN 615	65	2 1/2	160	345	100	35	65	100	140	195	290	50	210	51	67	82	145
SN SSN 616	70	2 3/4	170	345	100	35	68	112	145	212	290	50	210	52	72	89	150
SN SSN 617	75	3	180	380	110	40	70	112	155	223	320	60	220	56	77	94	160
SN SSN 618	80	3 1/4	190	380	110	40	74	112	160	230	320	60	225	58	82	99	165
SN SSN 619	85	3 1/4	200	410	120	45	77	125	170	250	350	70	235	60	87	104	180
SN SSN 620	90	3 1/2	215	410	120	45	83	140	175	270	350	70	240	64	92	111	180
SN SSN 622	100	4	240	450	130	50	90	150	190	300	390	70	258	69	102	125	195
SN SSN 624	110	4 1/4	260	530	160	60	96	160	205	320	450	90	280	73	113	135	210
SN SSN 626	115	4 1/2	280	530	160	60	103	170	215	340	470	90	300	77	118	140	220
SN SSN 628	125	5	300	610	170	65	112	180	235	365	520	90	320	83	128	154	240
SN SSN 630	135	5 1/4	320	650	180	65	118	190	245	385	560	90	340	88	138	164	250
SN SSN 632	140	5 1/2	340	680	190	70	124	200	255	405	580	100	350	93	143	173	260



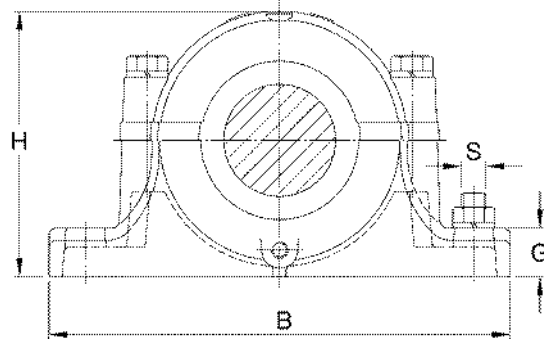
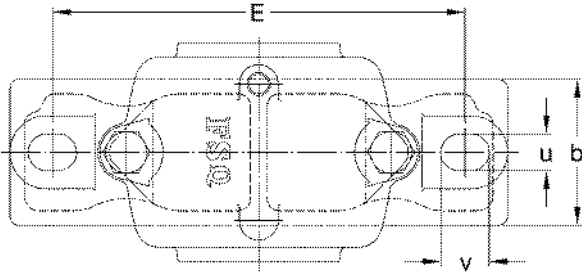
NOTES:

Foot of standard housing SSN type is solid without mounting holes or can be precast as 2-bolt (with prefix T) or 4-bolt mounting holes (with prefix F).

Taconite seal will be supplied as optional for perfect arrangement in severe operating conditions to prevent contamination from fine abrasive dust.

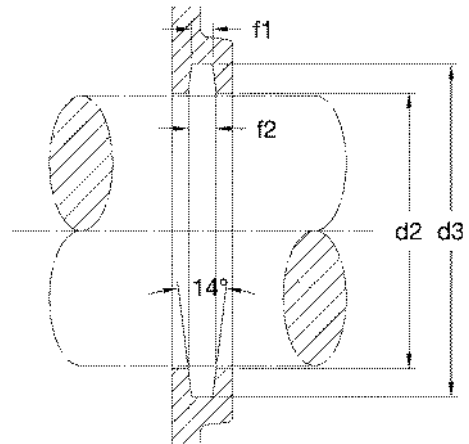
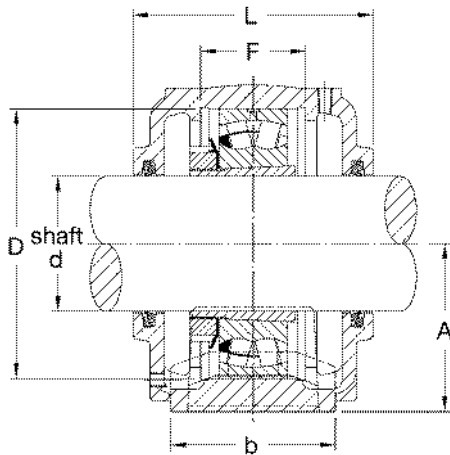
ZF rubber seals can be supplied upon request.

t	f1 H13	f2	2-Bolt		4-Bolt		S		Weight (kg)		Bearing No.		Adapter Sleeve		Locating Ring		Felt Seal
			u	v	u1	v1	2 Bolt	4 Bolt	SN6	SSN6	Self-Alig. Ball	Spherical Roller	Metric	Inch	Number	Q'ty	
M8	3	4.2	15	20	14	20	M12	M10	2.11	-	1305K 2305K	-	H305 H2305	HE305 HE2305	62x8.5 62x10	2 1	FS605
M10	4	5.4	15	20	14	20	M12	M10	2.09	-	1306K 2306K	-	H306 H2306	HE306 HE2306	72x9 72x10	2 1	FS606
M10	4	5.4	15	20	14	20	M12	M10	3.4	-	1307K 2307K	-	H307 H2307	HE307 HE2307	80x10 80x10	2 1	FS607
M10	4	5.4	15	20	14	20	M12	M10	3.6	-	1308K 2308K	21308K 22308K	H308 H2308	HE308 HE2308	90x10 90x10	2 1	FS608
M12	4	5.4	18	23	16	23	M16	M12	5.3	6.8	1309K 2309K	21309K 22309K	H309 H2309	HE309 HE2309	100x10.5 100x10	2 1	FS609
M12	4	5.4	18	23	16	23	M16	M12	5.5	6.8	1310K 2310K	21310K 22310K	H310 H2310	HE310 HE2310	110x11.5 110x10	2 1	FS610
M12	5	6.9	18	23	16	23	M16	M12	6.9	9.0	1311K 2311K	21311K 22311K	H311 H2311	HE311 HE2311	120x12 120x10	2 1	FS611
M12	5	6.9	18	23	16	23	M16	M12	8.8	10.5	1312K 2312K	21312K 22312K	H312 H2312	HE312 HE2312	130x12.5 130x10	2 1	FS612
M16	5	6.8	22	27	16	23	M20	M12	9.8	12.4	1313K 2313K	21313K 22313K	H313 H2313	HE313 HE2313	140x12.5 140x10	2 1	FS613
M16	5	6.8	22	27	18	23	M20	M16	11.5	14.6	1314K 2314K	21314K 22314K	H314 H2314	H314 H2314	150x13 150x10	2 1	FS614
M16	5	6.8	22	27	20	30	M20	M16	13.0	16.4	1315K 2315K	21315K 22315K	H315 H2315	HE315 HE2315	160x14 160x10	2 1	FS615
M16	6	8.1	26	32	20	30	M20	M16	15.5	19.7	1316K 2316K	21316K 22316K	H316 H2316	HE316 HE2316	170x14.5 170x10	2 1	FS616
M20	6	8.1	26	32	20	30	M24	M16	16.3	20.7	1317K 2317K	21317K 22317K	H317 H2317	HE317 HE2317	180x14.5 180x10	2 1	FS617
M20	6	8.1	26	32	20	30	M24	M16	20.0	24	1318K 2318K	21318K 22318K	H318 H2318	HE318 HE2318	190x15.5 190x10	2 1	FS618
M20	6	8.1	26	32	20	30	M24	M16	28.0	29.7	1319K 2319K	21319K 22319K	H319 H2319	HE319 HE2319	200x16 200x10	2 1	FS619
M20	7	9.3	26	32	20	30	M24	M16	30.5	37.1	1320K 2320K	21320K 22320K	H320 H2320	HE320 HE2320	215x18 215x10	2 1	FS620
M20	8	10.0	28	36	20	30	M24	M16	42	49.2	1322K 2322K	21322K 22322K	H322 H2322	HE322 HE2322	240x20 240x10	2 1	FS622
M24	8	10.7	33	42	24	36	M30	M20	59	72	-	22324K	H2324	HE2324	260x10	1	FS624
M24	8	10.7	33	42	24	36	M30	M20	61.5	80.9	-	22326K	H2326	HE2326	280x10	1	FS626
M30	9	12.2	35	45	24	36	M30	M20	88	105	-	22328K	H2328	HE2328	300x10	1	FS628
M30	9	12.2	35	45	24	36	M30	M20	89	115	-	22330K	H2330	HE2330	320x10	1	FS630
M30	10	13.7	40	50	28	42	M36	M24	127	145	-	22332K	H2332	HE2332	340x10	1	FS632



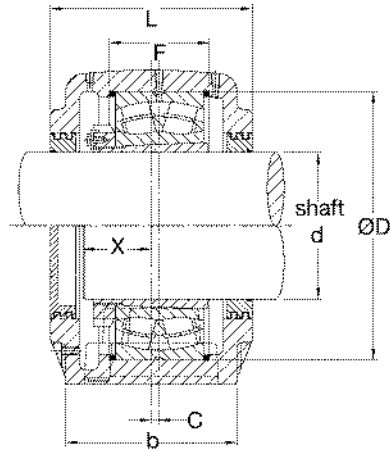
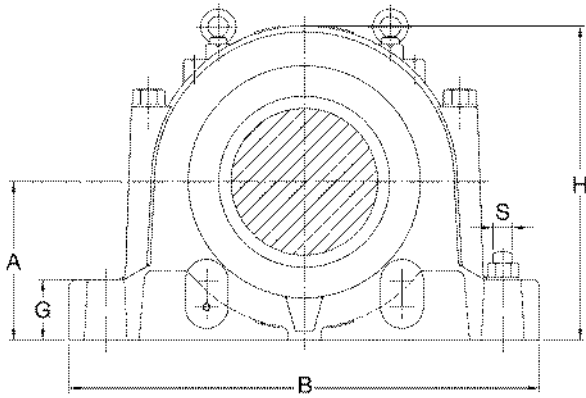
Housing No.	Dimensions mm														
	d	D H7	B	b	G	F H13	A h13	L	H	E	u	v	t	d2 H12	d3 H12
SN 3024	110	180	380	110	40	56	112	150	217	320	26	35	M20	113	135
SN 3026	115	200	410	120	45	62	125	160	240	350	26	35	M20	118	140
SN 3028	125	210	410	120	45	63	140	170	260	350	26	35	M20	128	154
SN 3030	135	225	445	130	50	66	150	175	283	380	28	38	M24	138	164
SN 3032	140	240	460	130	50	70	150	190	290	390	28	38	M24	143	173
SN 3034	150	260	530	160	60	77	160	200	310	450	33	42	M24	153	183
SN 3036	160	280	550	160	60	84	170	210	330	470	33	42	M24	163	193
SN 3038	170	290	550	160	60	85	170	210	335	470	33	42	M24	173	203
SN 3040	180	310	610	170	60	92	180	235	355	515	33	42	M24	183	213
SN 3044	200	340	690	190	70	100	200	255	405	580	40	52	M30	203	240

SN 3122	100	180	380	110	40	66	112	155	217	320	26	35	M20	102	125
SN 3124	110	200	410	120	45	72	125	165	240	350	26	35	M20	113	135
SN 3126	115	210	410	120	45	74	140	170	260	350	26	35	M20	118	140
SN 3128	125	225	445	130	50	78	150	180	283	380	28	38	M24	128	154
SN 3130	135	250	500	150	50	90	150	200	295	420	33	42	M24	138	164
SN 3132	140	270	530	160	60	96	160	215	315	450	33	42	M24	143	173
SN 3134	150	280	550	160	60	98	170	220	330	470	33	42	M24	153	183
SN 3136	160	300	610	170	70	106	180	230	355	520	33	42	M30	163	193
SN 3138	170	320	650	180	70	114	190	240	375	560	33	42	M30	173	203

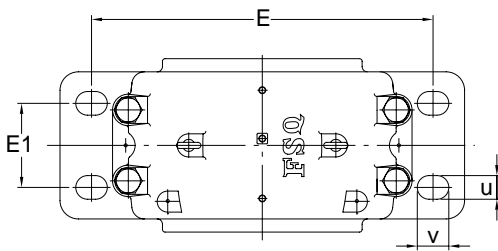
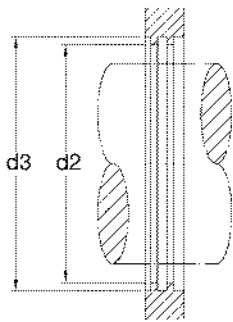


f1	f2	ZF Seal	Bolt S	WT kg	Bearing No.	Adapter Sleeve	Felt Seal	Locating Ring		Housing No.
								Number	Q'ty	
8	10.7	ZF24	M24	17	23024K	H3024	FS524	SR180x10	1	SN3024
8	10.7	ZF26	M24	20	23026K	H3026	FS526	SR200x10	1	SN3026
9	12.2	ZF28	M24	25	23028K	H3028	FS528	SR210x10	1	SN3028
9	12.2	ZF30	M24	30	23030K	H3030	FS530	SR225x10	1	SN3030
10	13.7	ZF32	M24	36	23032K	H3032	FS532	SR240x10	1	SN3032
10	13.7	ZF34	M30	51	23034K	H3034	FS534	SR260x10	1	SN3034
10	13.7	ZF36	M30	54	23036K	H3036	FS536	SR280x10	1	SN3036
10	13.7	ZF38	M30	54	23038K	H3038	FS538	SR290x10	1	SN3038
10	13.7	ZF40	M30	61	23040K	H3040	FS540	SR310x10	1	SN3040
11	15.6	ZF44	M36	88	23044K	H3044	FS544	SR340x10	1	SN3044

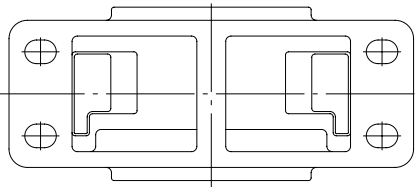
8	10.8	ZF22	M24	18	23122K	H3122	FS522	SR180x10	1	SN3122
8	10.7	ZF24	M24	21	23124K	H3124	FS524	SR200x10	1	SN3124
8	10.7	ZF26	M24	26	23126K	H3126	FS526	SR210x10	1	SN3126
9	12.2	ZF28	M24	32	23128K	H3128	FS528	SR225x10	1	SN3128
9	12.2	ZF30	M30	40	23130K	H3130	FS530	SR250x10	1	SN3130
10	13.7	ZF32	M30	50	23132K	H3132	FS532	SR270x10	1	SN3132
10	13.7	ZF34	M30	57	23134K	H3134	FS534	SR280x10	1	SN3134
10	13.7	ZF36	M30	70	23136K	H3136	FS536	SR300x10	1	SN3136
10	13.7	ZF38	M30	85	23138K	H3138	FS538	SR320x10	1	SN3138



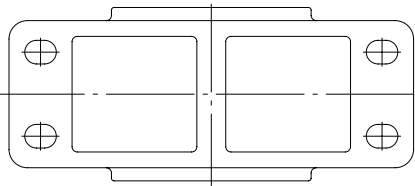
Labyrinth (TRIPLE) "TS" Seal
Standard on SD Housings



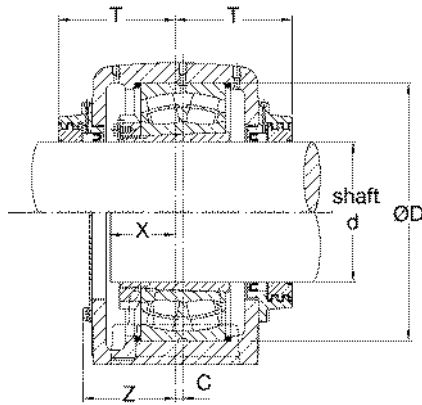
SD Type



SSD Type



Housing No.	Shaft Dia. d		D H7	d2 H12	d3 H12	A h13	B	F H13
	Metric	Inch						
SD 3134	150	6	280	187	197	170	510	108
SD 3136	160	6 1/2	300	195	205	180	530	116
SD 3138	170	6 3/4	320	217	230	190	560	124
SD 3140	180	7	340	222	237	210	610	132
SD 3144	200	8	370	246	265	220	640	140
SD 3148	220	9	400	265	285	240	700	148
SD 3152	240	9 1/2	440	285	305	260	770	164
SD 3156	260	10	460	307	327	280	790	166
SD 3160	280	11	500	325	345	300	830	180
SD 3164	300		540	345	365	320	880	196
SD 3168	320		580	368	390	340	965	210
SD 3172	340		600	388	408	360	1040	212
SD 3176	360		620	408	428	380	1120	214
SD 3180	380		650	428	448	400	1245	220

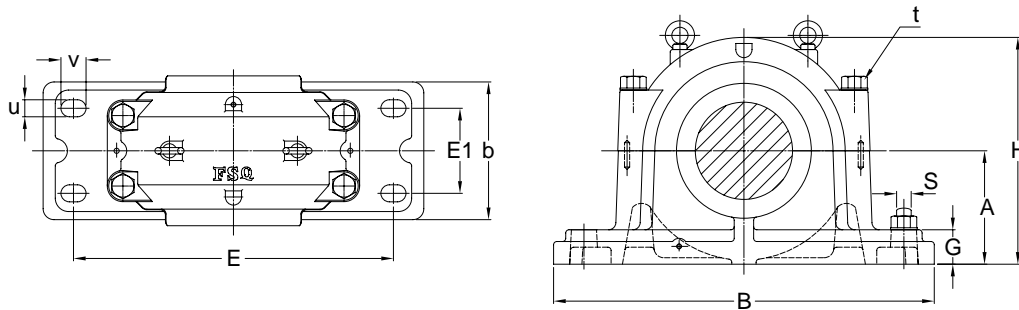


TACONITE TYPE "TAC" Seal

Plummer blocks of series SD 31 TS are used for large spherical roller bearings of Series 231xx CK with adapter sleeves. They are equipped with two labyrinth sealing collars having a push fit on the shaft. A rubber O-ring is fitted between the collar and shaft to ensure rotating together.

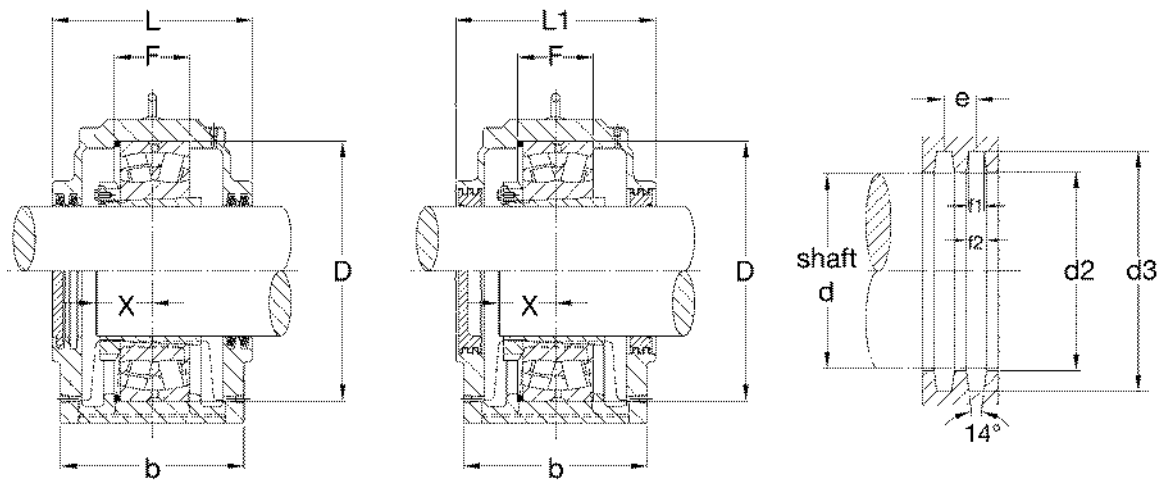
Special bosses are provided on the lower half of the housing to allow easy modification for oil lubrication. The bosses can be drilled and tapped to take an oil level gauge and drain plug. An oil circulating system can also be connected. The housings can carry very heavy loads and are designed for heavy duty applications. In severe condition, taconite seal is available to exclude fine abrasive dust and to retain lubricant.

Dimensions mm													Bolt Dia	Spherical Roller Bearing	Adapter Sleeve		Labyrinth Seal		Taconite Seal		Weight	Locating Ring	
E	b	G	H	L	C	E1	X	T	Z	U	V	Seal					End Cover	Seal	End Cover	kg			
															S	Metric	Inch						
430	180	70	335	230	14	100	76	154	120	28	35	M24	23134K	H3134	HE3134	TS34	TSA34	TAC34	P34	61.5	280x10	2	
450	190	75	355	240	15	110	81	159	125	30	38	M24	23136K	H3136	HE3136	TS36	TSA36	TAC36	P36	72	300x10	2	
480	210	80	375	260	10	120	86	168	125	35	48	M24	23138K	H3138	HE3138	TS38	TSA38	TAC38	P38	84	320x10	2	
510	230	85	410	280	10	130	91	178	135	35	42	M30	23140K	H3140	HE3140	TS40	TSA40	TAC40	P40	113	340x10	2	
540	240	90	435	290	12	140	96	184	140	36	46	M30	23144K	H3144		TS44	TSA44	TAC44	P44	128	370x10	2	
600	260	95	475	310	12	150	102	194	150	38	46	M30	23148K	H3148		TS48	TSA48	TAC48	P48	166	400x10	2	
650	280	100	515	330	13	160	112	200	160	45	60	M36	23152K	H3152		TS52	TSA52	TAC52	P52	198	440x10	2	
670	280	105	550	320	16	160	115	200	160	45	60	M36	23156K	H3156		TS56	TSA56	TAC56	P56	232	460x10	2	
710	310	110	590	350	22	190	124	213	172	45	64	M36	23160K	H3160		TS60	TSA60	TAC60	P60	279	500x10	2	
750	330	115	630	370	23	200	135	224	187	45	72	M36	23164K	H3164		TS64	TSA64	TAC64	P64	328	540x10	2	
840	380	120	670	390	25	240	155	248	207	52	70	M36	23168K	H3168		TS68	TSA68	TAC68	P68	420	580x10	2	
890	390	130	720	400	22	255	159	254	215	60	77	M48	23172K	H3172		TS72	TSA72	TAC72	P72	584	600x10	2	
980	400	135	750	405	22	255	162	256	220	68	88	M56	23176K	H3176		TS76	TSA76	TAC76	P76	644	620x10	2	
1050	420	140	790	425	22	270	167	267	232	75	96	M64	23180K	H3180		TS80	TSA80	TAC80	P80	740	650x10	2	



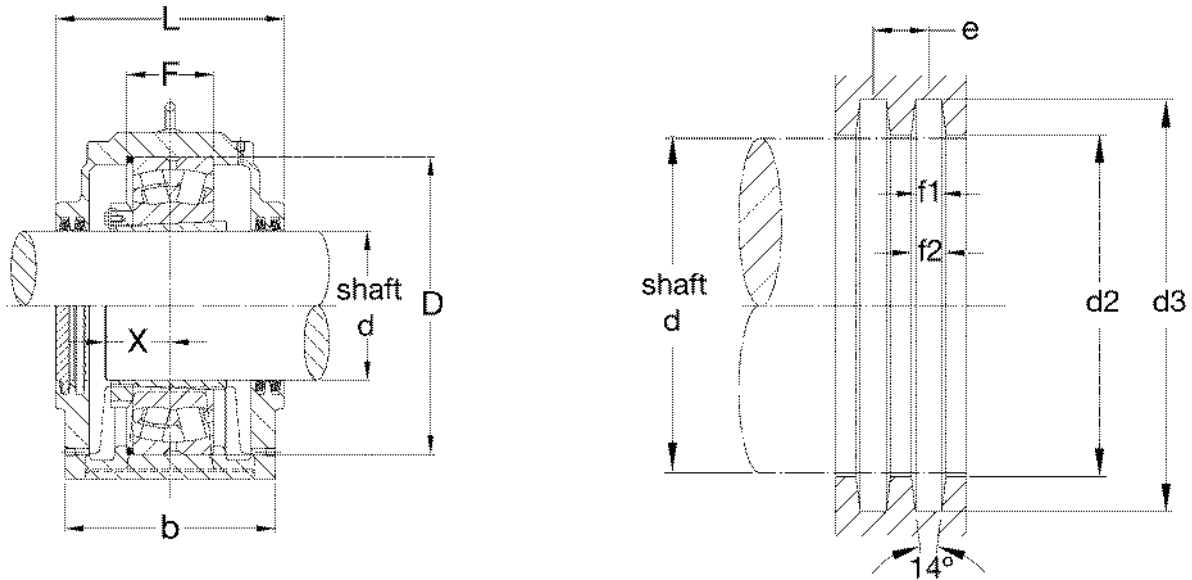
Housing No.	Dimensions mm															
	d	D H7	A h13	B	E	b	G	F H13	H	L	L1	E1	u	v	d2 H12	d3 H12
SD 534	150	310	180	620	510	230	60	96	360	270	270	140	35	52	153	183
SD 536	160	320	190	650	540	240	60	96	380	280	280	150	35	52	163	193
SD 538	170	340	200	700	570	260	65	102	400	290	290	160	35	55	173	203
SD 540	180	360	210	740	610	270	65	108	420	300	300	170	35	55	183	213
SD 544	200	400	240	820	680	300	70	118	475	330	330	190	42	62	203	240
SD 548	220	440	260	880	740	310	85	130	515	340	340	200	42	62	223	260
SD 552	240	480	280	940	790	340	85	140	560	370	370	210	42	62	243	286
SD 556	260	500	300	990	830	370	100	140	590	390	390	230	50	70	263	306
SD 560	280	540	325	1060	890	390	100	150	640	410	410	250	50	70	283	332
SD 564	300	580	355	1110	930	420	110	160	690	440	440	270	57	77	303	352

SD 634	150	360	210	740	610	270	65	130	420	300	300	170	35	55	153	183
SD 636	160	380	225	780	640	290	70	136	450	320	320	180	40	60	163	193
SD 638	170	400	240	820	680	300	70	142	475	330	330	190	40	60	173	203
SD 640	180	420	250	860	710	320	85	148	500	350	350	200	42	62	183	213
SD 644	200	460	280	920	770	330	85	155	550	360	360	210	42	62	203	240
SD 648	220	500	300	990	830	370	100	165	590	390	390	230	50	70	223	260
SD 652	240	540	325	1060	890	390	100	175	640	410	410	250	50	70	243	286
SD 656	260	580	355	1110	930	420	110	185	690	440	440	270	57	77	263	306

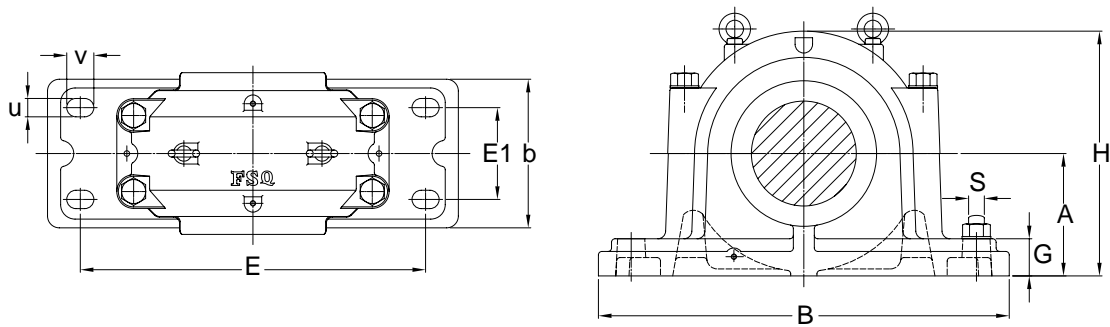


X	t	f1	f2	e	ZF Seal	Bolt S	WT. kg	Bearing No.	Adapter Sleeve	Locating Ring		End Cover
										Number	Q'ty	
75	M24	10	13.7	20	ZF34	M30	92	22234K	H3134	SR310x10	1	EP534
76	M24	10	13.7	20	ZF36	M30	110	22236K	H3136	SR320x10	1	EP536
80	M30	10	13.7	20	ZF38	M30	125	22238K	H3138	SR340x10	1	EP538
84	M30	10	13.7	20	ZF40	M30	150	22240K	H3140	SR360x10	1	EP540
90	M30	11	15.5	22	ZF44	M36	176	22244K	H3144	SR400x10	1	EP544
98	M36	11	15.5	22	ZF48	M36	217	22248K	H3148	SR440x10	1	EP548
105	M36	12	17.3	24	ZF52	M36	273	22252K	H3152	SR480x10	1	EP552
107	M36	12	17.3	24	ZF56	M42	325	22256K	H3156	SR500x10	1	EP556
114	M36	13	19.0	25	ZF60	M42	404	22260K	H3160	SR540x10	1	EP560
122	M42	13	19.0	25	ZF64	M48	492	22264K	H3164	SR580x10	1	EP564

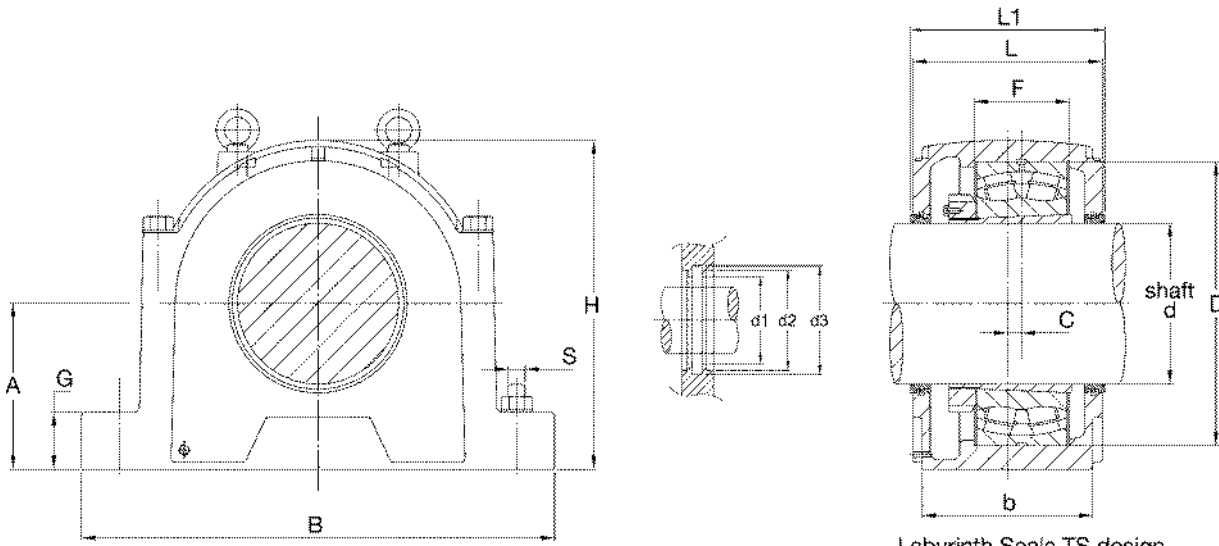
92	M30	10	13.7	20	ZF34	M30	142	22334K	H2334	SR360x10	1	EP634
96	M30	10	13.7	20	ZF36	M36	161	22336K	H2336	SR380x10	1	EP636
100	M30	10	13.7	20	ZF38	M36	177	22338K	H2338	SR400x10	1	EP638
104	M36	10	13.7	20	ZF40	M36	210	22340K	H2340	SR420x10	1	EP640
109	M36	11	15.5	22	ZF44	M36	270	22344K	H2344	SR460x10	1	EP644
116	M36	11	15.5	22	ZF48	M42	336	22348K	H2348	SR500x10	1	EP648
123	M36	12	17.3	24	ZF52	M42	418	22352K	H2352	SR540x10	1	EP652
130	M42	12	17.3	24	ZF56	M48	509	22356K	H2356	SR580x10	1	EP656



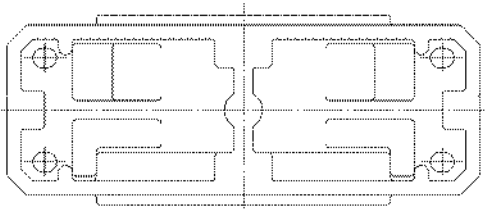
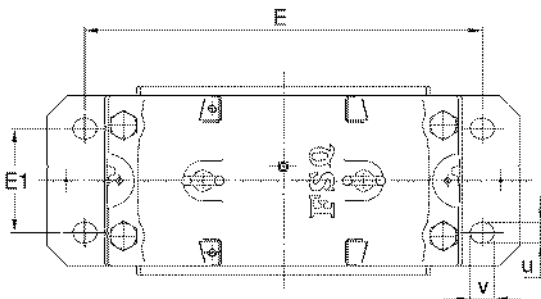

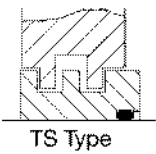
Housing No.	Dimensions mm														
	d	D H7	A h13	B	E	b	G	F H13	H	L	E1	u	v	d2 H12	d3 H12
SD 3034	150	260	160	540	450	200	50	77	320	230	110	35	52	153	183
SD 3036	160	280	170	560	470	220	50	84	340	250	120	35	52	163	193
SD 3038	170	290	170	560	470	220	50	85	345	250	120	35	52	173	203
SD 3040	180	310	180	620	510	230	60	92	360	270	140	35	55	183	213
SD 3044	200	340	200	700	570	260	65	100	400	290	160	35	55	203	240
SD 3048	220	360	210	740	610	270	65	102	420	300	170	35	55	223	260
SD 3052	240	400	240	820	680	300	70	114	475	330	190	42	62	243	286
SD 3056	260	420	250	860	710	320	85	116	500	350	200	42	62	263	306
SD 3060	280	460	280	920	770	330	85	128	550	360	210	42	62	283	332
SD 3064	300	480	280	940	790	340	85	131	560	370	210	42	62	303	352
SD 3068	320	520	310	1020	860	370	100	143	615	400	230	50	70	323	372
SD 3072	340	540	325	1060	890	390	100	144	640	410	250	50	70	343	392
SD 3076	360	560	340	1080	900	390	100	145	665	410	260	50	70	363	412



x	t	f1	f2	e	ZF Seal	Bolt S	WT. kg	Bearing No.	Adapter Sleeve	Locating Ring		End Cover
										Number	Q'ty	
60	M24	10	13.7	20	ZF34	M30	71	23034K	H3034	SR260x10	1	EP3034
70	M24	10	13.7	20	ZF36	M30	77	23036K	H3036	SR280x10	1	EP3036
72	M24	10	13.7	20	ZF38	M30	78	23038K	H3038	SR290x10	1	EP3038
76	M24	10	13.7	20	ZF40	M30	85	23040K	H3040	SR310x10	1	EP3040
79	M30	11	15.5	22	ZF44	M30	118	23044K	H3044	SR340x10	1	EP3044
84	M30	11	15.5	22	ZF48	M30	136	23048K	H3048	SR360x10	1	EP3048
90	M30	12	17.3	24	ZF52	M36	190	23052K	H3052	SR400x10	1	EP3052
95	M36	12	17.3	24	ZF56	M36	242.2	23056K	H3056	SR420x10	1	EP3056
105	M36	13	19.0	25	ZF60	M36	295	23060K	H3060	SR460x10	1	EP3060
108	M36	13	19.0	25	ZF64	M36	291	23064K	H3064	SR480x10	1	EP3064
117	M36	13	19.0	25	ZF68	M42	386	23068K	H3068	SR520x10	1	EP3068
117	M36	13	19.0	25	ZF72	M42	434	23072K	H3072	SR540x10	1	EP3072
121	M36	13	19.0	25	ZF76	M42	453	23076K	H3076	SR560x10	1	EP3076

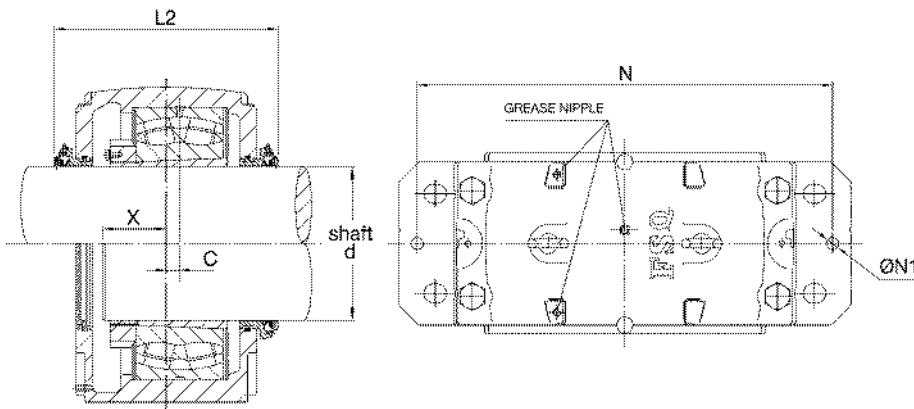


Labyrinth Seals TS design
Standard on SNK Housings



For SNK3184 to SNK3196 inclusive.
Please consult FSQ.

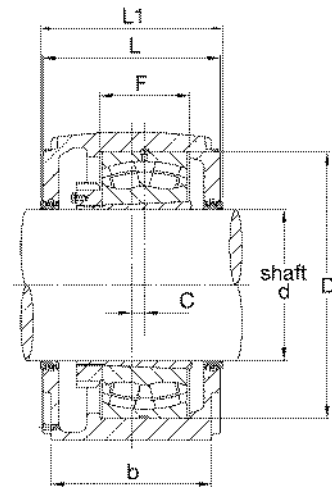
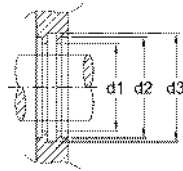
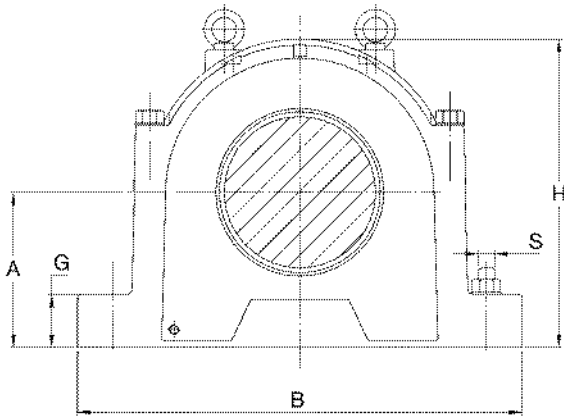
Housing No.	Shaft Dia.							
	d	D H7	d1 H12	d2 H12	d3 H12	A h13	B	F
SNK3134	150	280	171.2	186.4	195.2	170	510	108
SNK3136	160	300	181.2	196.4	205.2	180	530	116
SNK3138	170	320	191.4	206.4	215.4	190	560	124
SNK3140	180	340	201.4	216.4	225.4	210	610	132
SNK3144	200	370	221.4	236.4	245.4	220	640	140
SNK3148	220	400	241.4	256.4	265.4	240	700	148
SNK3152	240	440	261.6	276.6	285.6	260	770	164
SNK3156	260	460	281.6	296.6	305.6	280	790	166
SNK3160	280	500	301.6	316.8	325.6	300	830	180
SNK3164	300	540	321.8	336.8	345.8	320	880	196
SNK3168	320	580	342.4	357.4	366.4	340	950	210
SNK3172	340	600	362.4	377.4	386.4	350	1000	212
SNK3176	360	620	382.4	397.4	406.4	360	1040	214
SNK3180	380	650	402.8	417.8	426.8	380	1120	220



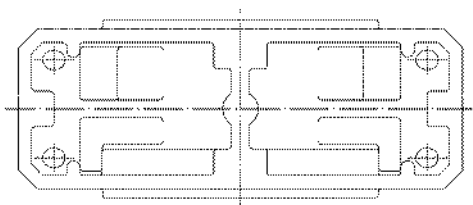
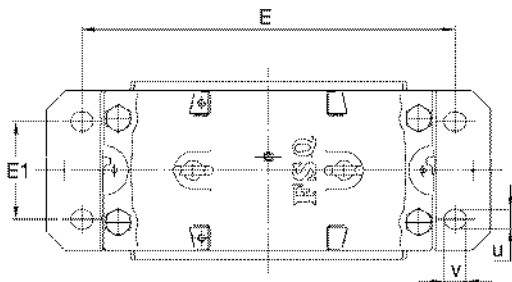


Taconite Seals TNF design
Optional on SNK Housings

Dowel pins (OPTIONAL)
SNK3100 housings are designed for loads acting vertically to the housing base support. If they are to be subjected to moderate or heavy loads acting parallel to the base support, a stop should be provided, or the housing should be pinned to its support. Recommendations for the position and size of holes to take dowel pins are given in table.

Dimensions mm													Optional	Bolt	Spherical	Adapter	Labyrinth	Taconite	End	Weight	Locating			
E	E1	u	v	b	G	H	L	L1	L2	C	X	N	N1	S	Dowel pins	Dia.					Roller	Sleeve	Seal	Cover
430	100	28	34	180	70	333	230	240	300	14	78	470	20	24			23134K	H3134	TS3134	TNF34	ETS3134	73.5	280x10	2
450	110	28	34	190	75	353	240	250	315	15	83	490	20	24			23136K	H3136	TS3136	TNF36	ETS3136	83.4	300x10	2
480	120	28	34	210	80	375	260	270	335	10	88	520	20	24			23138K	H3138	TS3138	TNF38	ETS3138	103.2	320x10	2
510	130	35	42	230	85	411	280	290	355	10	93	560	20	30			23140K	H3140	TS3140	TNF40	ETS3140	130	340x10	2
540	140	35	42	240	90	434	290	300	365	12	100	590	20	30			23144K	H3144	TS3144	TNF44	ETS3144	140	370x10	2
600	150	35	42	260	95	474	310	315	400	12	106	650	20	30			23148K	H3148	TS3148	TNF48	ETS3148	206	400x10	2
650	160	42	50	280	100	516	320	330	415	13	116	720	20	36			23152K	H3152	TS3152	TNF52	ETS3152	232	440x10	2
670	160	42	50	280	105	551	320	330	415	16	119	740	20	36			23156K	H3156	TS3156	TNF56	ETS3156	260	460x10	2
710	190	42	50	310	110	591	350	360	445	22	138	770	25	36			23160K	H3160	TS3160	TNF60	ETS3160	308	500x10	2
750	200	42	50	330	115	631	370	380	462	23	149	830	25	36			23164K	H3164	TS3164	TNF64	ETS3164	346	540x10	2
810	220	42	50	360	120	675	400	410	492	24	172	880	25	36			23168K	H3168	TS3168	TNF68	ETS3168	429.5	-	-
840	220	42	50	360	120	695	400	410	492	30	176	920	30	36			23172K	H3172	TS3172	TNF72	ETS3172	454	-	-
870	220	42	50	360	120	715	400	410	492	30	179	960	30	36			23176K	H3176	TS3176	TNF76	ETS3176	487	-	-
950	240	48	60	390	125	775	430	440	522	30	187	1020	35	42			23180K	H3180	TS3180	TNF80	ETS3180	595	-	-

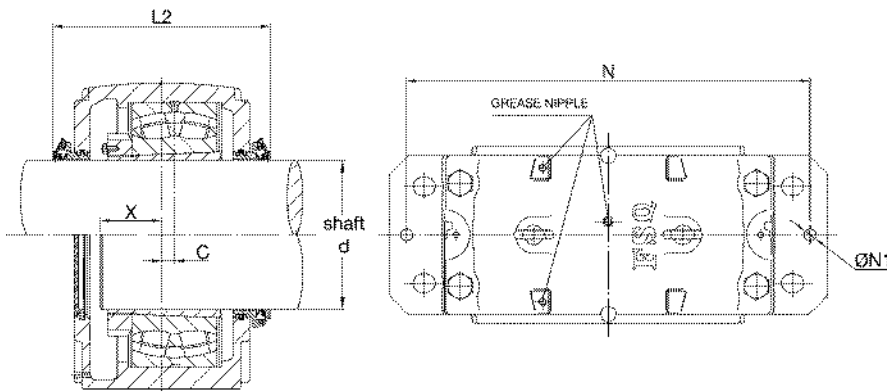


Labyrinth Seals TS design
Standard on SNK Housings



For SNK3088 to 30/500 inclusive.
Please consult FSQ.

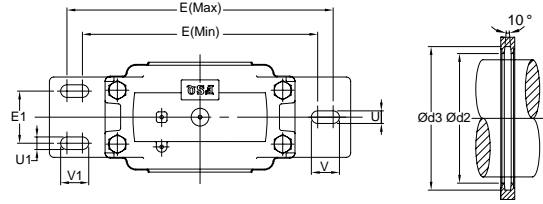
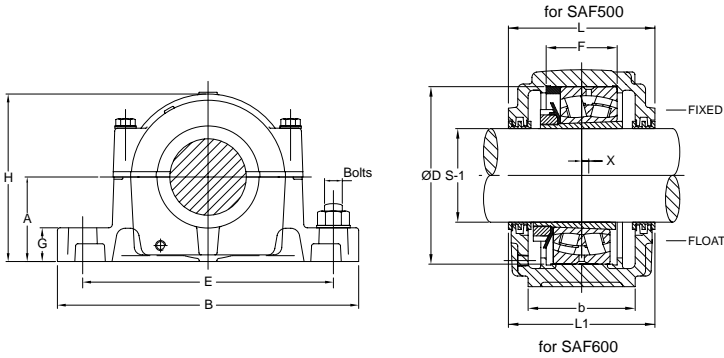
Housing No.	Shaft Dia.							
	d	D H7	d1 H12	d2 H12	d3 H12	A h13	B	F
SNK3036	160	280	181.2	196.4	205.2	170	510	108
SNK3038	170	290	191.4	206.4	215.4	180	530	115
SNK3040	180	310	201.4	216.4	225.4	190	560	122
SNK3044	200	340	221.4	236.4	245.4	210	610	130
SNK3048	220	360	241.4	256.4	265.4	220	640	140
SNK3052	240	400	261.6	276.6	285.6	240	700	148
SNK3056	260	420	281.6	296.6	305.6	260	770	166
SNK3060	280	460	301.6	316.8	325.6	280	790	168
SNK3064	300	480	321.8	336.8	345.8	300	830	181
SNK3068	320	520	342.4	357.4	366.4	320	880	197
SNK3072	340	540	362.4	377.4	386.4	320	880	198
SNK3076	360	560	382.4	397.4	406.4	340	950	180
SNK3080	380	600	402.8	417.8	426.8	350	1000	192
SNK3084	400	620	422.8	437.8	446.8	360	1040	194



Taconite Seals TNF design
Optional on SNK Housings

Dowel pins (OPTIONAL)
SNK3000 housings are designed for loads acting vertically to the housing base support. If they are to be subjected to moderate or heavy loads acting parallel to the base support, a stop should be provided, or the housing should be pinned to its support. Recommendations for the position and size of holes to take dowel pins are given in table.

Dimensions mm													Optional	Bolt	Spherical	Adapter	Labyrinth	Taconite	End	Weight	Locating			
E	E1	u	v	b	G	H	L	L1	L2	C	X	N	N1	S	Dowel pins	Roller					Sleeve	Seal	Cover	kg
														Ø	Bearing	Metric								
430	100	28	34	180	70	333	230	240	300	14	72	470	20	24	23036K	H3036	TS3036	TNF36	ETS3036	72	280x17	2		
450	110	28	34	190	75	353	240	250	315	15	73	490	20	24	23038K	H3038	TS3038	TNF38	ETS3038	81	290x10	4		
480	120	28	34	210	80	375	260	270	335	10	78	520	20	24	23040K	H3040	TS3040	TNF40	ETS3040	109.2	310x10	4		
510	130	35	42	230	85	411	280	290	355	10	91	560	20	30	23044K	H3044	TS3044	TNF44	ETS3044	131	340x10	4		
540	140	35	42	240	90	434	290	300	380	12	97	590	20	30	23048K	H3048	TS3048	TNF48	ETS3048	141	360x12	4		
600	150	35	42	260	95	474	310	315	400	12	103	650	20	30	23052K	H3052	TS3052	TNF52	ETS3052	207	400x22	2		
650	160	42	50	280	100	516	320	330	415	13	108	720	20	36	23056K	H3056	TS3056	TNF56	ETS3056	252	420x10	6		
670	160	42	50	280	105	551	320	330	415	16	118	740	20	36	23060K	H3060	TS3060	TNF60	ETS3060	260	460x25	2		
710	190	42	50	310	110	591	350	360	445	22	121	770	25	36	23064K	H3064	TS3064	TNF64	ETS3064	300	480x10	6		
750	200	42	50	330	115	631	370	380	465	23	130	830	25	36	23068K	H3068	TS3068	TNF68	ETS3068	339	520x16	4		
750	200	42	50	330	115	631	370	380	465	23	130	830	25	36	23072K	H3072	TS3072	TNF72	ETS3072	342	540x16	4		
810	220	42	50	360	120	675	400	410	495	24	131	880	25	36	23076K	H3076	TS3076	TNF76	ETS3076	427	-	-		
840	220	42	50	360	120	695	400	410	495	30	145	920	30	36	23080K	H3080	TS3080	TNF80	ETS3080	450	-	-		
870	220	42	50	360	120	715	400	410	495	30	146	960	30	36	23084K	H3084	TS3084	TNF84	ETS3084	483	-	-		



- 1.Extra RIB to enhance the strength of housing base.
- 2.Solid base(SAF509-FSAF517)gives extra strength at housing base.
- 3.Pry slot for easier dismounting housing.
- 4.Drain holes could be adapted with oil glass for oil lube.
- 5.Wider seal groove(SAF509-SAF544)covers labyrinth seal inside housing entirely.

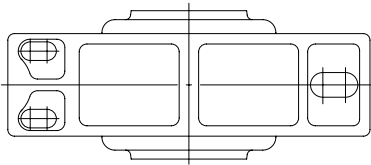
SERIES SAF 500-HOUSING DIMENSIONS

Housing No. * § †	A	B	b	G	E		E1	H	L	X	2-Bolt		4-Bolt		Bolts (No. Req'd)	Wt. in lbs. *	D H7 mm	F mm	d2(H12) mm	d3(H12) mm
	h13	in.	in.	in.	Max. in.	Min. in.	in.	in.	in.	in.	u	v	u1	v1						
SAF 509	2-1/4	8-1/4	2-3/8	13/16	7	6-1/4		4-3/8	3-5/8	.114	16.0	25.5	-	-	(2)-1/2	9.2	85	29	41.66	52.4
SAF 510	2-1/2	8-1/4	2-3/8	15/16	7	6-1/2		4-3/4	3-5/8	.133	16.0	22.4	-	-	(2)-1/2	10.1	90	30	48	58.75
SAF 511	2-3/4	9-5/8	2-3/4	15/16	7-7/8	7-3/8		5-1/4	3-7/8	.114	19.0	25.4	-	-	(2)-5/8	12.8	100	31	54.36	65.1
SAF 513†	3	11	3-1/8	1	9-1/2	8-1/8	2	5-15/16	4-1/2	.157	19.0	36.5	16.0	33.5	(2)-5/8 (4)-1/2	19	120	39	60.96	71.7
SAF 515†	3-1/4	11-1/4	3-1/8	1-1/8	9-5/8	8-5/8	1-7/8	6-3/8	4-3/4	.118	19.0	31.8	16.0	28.7	(2)-5/8 (4)-1/2	18.3	130	37	67.82	90.98
SAF 516†	3-1/2	13	3-1/2	1-3/16	11	9-5/8	2-1/8	6-7/8	4-15/16	.187	22.2	39.7	19.0	36.5	(2)-3/4 (4)-5/8	29.7	140	43	77.34	90.5
SAF 517†	3-3/4	13	3-1/2	1-1/4	11	9-7/8	2-1/8	7-5/16	5-1/16	.187	22.2	36.5	19.0	33.3	(2)-3/4 (4)-5/8	33	150	46	83.7	96.85
SAF 518†	4	13-3/4	3-7/8	1-5/16	11-5/8	10-3/8	2-1/8	7-3/4	5-13/16	.187	22.2	38.1	19.0	34.9	(2)-3/4 (4)-5/8	39.6	160	50	91.06	110.11
SAF 520†	4-1/2	15-1/4	4-3/8	1-3/4	13-1/8	11-5/8	2-3/8	8-3/4	6-1/16	.187	25.4	44.5	22.2	41.2	(2)-7/8 (4)-3/4	55	180	56	94.23	113.28
SAF 522	4-15/16	16-1/2	4-3/4	2	14-1/2	12-5/8	2-3/4	9-5/8	6-9/16	.187	-	-	22.2	46.0	(4)-3/4	66	200	63	106.93	125.98
SAF 524	5-1/4	16-1/2	4-3/4	2-1/8	14-1/2	13-1/4	2-3/4	10-1/4	7-7/16	.187	-	-	22.2	38.0	(4)-3/4	74.8	215	68	113.8	132.84
SAF 526	6	18-3/8	5-1/8	2-3/8	16	14-5/8	3-1/4	11-1/2	8-1/16	.187	-	-	25.4	42.9	(4)-7/8	103.4	230	74	121.74	140.8
SAF 528	6	20-1/8	5-7/8	2-3/8	17-1/8	16	3-3/8	11-3/4	7-15/16	.187	-	-	28.4	42.7	(4)-1	123.2	250	78	132.84	151.9
SAF 530	6-5/16	21-1/4	6-1/4	2-1/2	18-1/4	17	3-3/4	12-1/2	8-7/16	.187	-	-	28.4	44.3	(4)-1	139.7	270	83	142.88	161.93
SAF 532	6-11/16	22	6-1/4	2-5/8	19-1/4	17-3/8	3-3/4	13-5/16	9	.187	-	-	28.4	52.3	(4)-1	157.3	290	90	146.05	171.45
SAF 534	7-1/16	24-3/4	6-3/4	2-3/4	21-5/8	19-3/8	4-1/4	14-3/16	9-11/16	.187	-	-	28.4	57.0	(4)-1	184.3	310	96	161.11	186.51
SAF 536	7-1/2	26-3/4	7-1/8	3	23-5/8	20-7/8	4-5/8	14-7/18	10-1/16	.187	-	-	28.4	63.3	(4)-1	211.2	320	96	172.21	197.6
SAF 538	7-7/8	28	7-1/2	3-1/8	24-3/8	21-5/8	4-1/2	15-11/16	10-13/16	.187	-	-	35.0	66.8	(4)-1 1/4	248.6	340	102	187.53	212.93
SAF 540	8-1/4	29-1/2	8	3-3/8	25	22-1/2	5	16-1/2	11-5/16	.187	-	-	35.0	66.8	(4)-1 1/4	330	360	108	192.28	217.68
SAF 544	9-1/2	32-3/4	8-3/4	3-3/4	27-7/8	24-3/4	5-1/4	18-5/8	12-1/16	.187	-	-	42.8	82.5	(4)-1 1/2	440	400	118	211.84	237.24

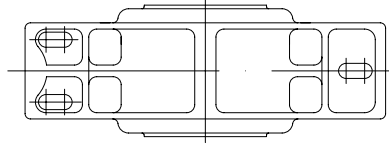
SERIES SAF-600 HOUSING DIMENSIONS

Housing No. * § †	A	B	b	G	E		E1	H	L1	X	2-Bolt Base		4-Bolt Base		Bolts (No. Req'd)	Wt. in lbs. *	D mm	F mm	d2(H12) mm	d3(H12) mm
	h13	in.	in.	in.	Max. in.	Min. in.	in.	in.	in.	in.	u	v	u1	v1						
SAF 609	2-3/4	9-5/8	2-3/4	1	7-7/8	7-3/8	5-5/16	4-1/4		.187	19.0	25.4	-	-	(2)-5/8	12.5	100	46	41.66	52.4
SAF 610	3	10-5/8	2-3/4	1-1/8	9	7-3/4	5-13/16	4-5/8		.212	19.0	34.9	-	-	(2)-5/8	17.3	110	51	48	58.75
SAF 611†	3-1/4	11	3-1/8	1-3/16	9-1/2	8-1/8	2	6-3/16	4-7/8	.187	19.0	36.5	16.0	33.5	(2)-5/8 (4)-1/2	20.8	120	53	54.36	65.1
SAF 613†	3-1/2	13	3-1/2	1-1/4	11	9-5/8	2-1/8	6-15/16	5-3/8	.212	22.2	36.7	19.0	36.5	(2)-3/4 (4)-5/8	29.6	140	58	61.47	74.63
SAF 615†	4	13-3/4	3-7/8	1-5/16	11-5/8	10-3/8	2-1/8	7-3/4	6-1/4	.187	22.2	38.1	19.0	34.9	(2)-3/4 (4)-5/8	38.0	160	65	67.82	80.98
SAF 616†	4-1/4	14-1/4	3-7/8	1-5/16	12-5/8	10-5/8	2-1/8	8-1/4	6-1/2	.187	22.2	47.6	19.0	44.4	(2)-3/4 (4)-5/8	49.0	170	68	77.34	91.48
SAF 617†	4-1/2	15-1/4	4-3/8	1-3/4	13-1/8	11-5/8	2-3/8	8-3/4	6-3/4	.187	25.4	44.5	22.2	41.3	(2)-7/8 (4)-3/4	59.1	180	70	81.03	100.08
SAF 618	4-3/4	15-1/2	4-3/8	2	13-1/2	12	2-1/4	9-3/16	6-7/8	.187	-	-	22.2	41.3	(4)-3/4 64.7	190	74		91.06	110.1
SAF 620	5-1/4	16-1/2	4-3/4	2-1/8	14-1/2	13-1/4	2-3/4	10-1/4	7-3/8	.187	-	-	22.2	38.1	(4)-3/4 79.4	215	83		94.23	113.3
SAF 622	6	18-3/8	5-1/8	2-3/8	16	14-5/8	3-1/4	11-1/2	8	.187	-	-	25.4	42.9	(4)-7/8	110.6	240	90	106.93	126
SAF 624	6-5/16	21-1/4	6-1/4	2-1/2	18-1/4	17	3-3/4	12-1/2	8-3/8	.187	-	-	28.4	44.3	(4)-1	150.3	260	96	113.8	132.9
SAF 626	6-11/16	22	6-1/4	2-5/8	19-1/4	17-3/8	3-3/4	13-5/16	8-3/4	.187	-	-	28.4	55.0	(4)-1	169.6	280	103	121.74	140.8
SAF 628	7-1/16	24-3/4	6-3/4	2-3/4	21-5/8	19-3/8	4-1/4	14-3/16	9-5/8	.187	-	-	28.4	57.0	(4)-1	198.7	300	112	132.84	151.9
SAF 630	7-1/2	26-3/4	7-1/8	3	23-5/8	20-7/8	4-5/8	14-7/8	9-3/4	.187	-	-	28.4	63.3	(4)-1	267.3	320	118	142.88	161.9
SAF 632	7-7/8	28	7-1/2	3-1/8	24-3/8	21-5/8	4-1/2	15-11/16	10-3/4	.187	-	-	35.0	66.8	(4)-1 1/4	277.0	340	124	146.05	171.45
SAF 634	8-1/4	29-1/2	8	3-3/8	25	22-1/2	5	16-1/2	11-1/4	.187	-	-	35.0	66.8	(4)-1 1/4	315.6	360	130	161.11	186.5
SAF 636	8-7/8	31-1/4	8-1/4	3-1/2	26-5/8	24	5-1/4	17-3/4	11-3/8	.187	-	-	35.0	68.4	(4)-1 1/4	386.0	380	136	172.21	197.6
SAF 638	9-1/2	32-3/4	8-3/4	3-3/4	27-7/8	24-3/4	5-1/4	18-5/8	12	.187	-	-	42.8	82.55	(4)-1 1/2	454.2	400	142	187.53	212.9
SAF 640	9-7/8	34-1/4	9	4	29-1/2	26-1/4	5-1/2	20	12-1/16	.187	-	-	42.8	82.55	(4)-1 1/2	504.6	420	148	192.28	217.7

NOTES:



for SAF509-517
SAF609-617



for SAF518-544
SAF618-640

* Basic housing does not include bearing and accessories. The weight is subject to change.

§ For float unit application, order 1-housing, 1-adapter, and 2-labyrinth seals.
For fixed unit application, add 1-stabilizing ring to the above.

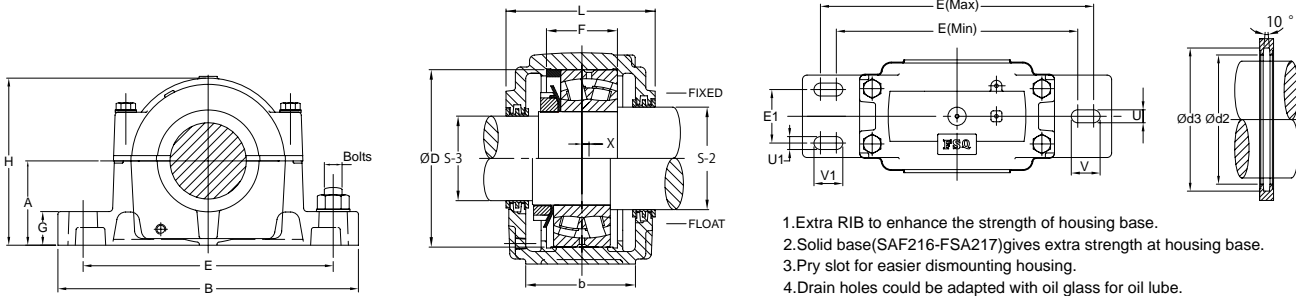
† 4-hole base is also available and must be marked with a prefix F . SAF 522 and SAF 618 and up are standard 4-hole base.

SERIES SAF 225-PILLOW BLOCK PART NUMBERS

Shaft Dia. S-1 in.	Complete Pillow Block Number	Pillow Block Housing Only	Bearing Number	Adapter Sleeve	Labyrinth Seal Ring (2 Req'd)	LOR Seal Ring (2 Req'd)	Taconite Seal (2 Req'd)	Stabilizing Ring (1 Req'd)	End Plug (EPR)
1-7/16	SAF 22509	SAF 509	22209K	SNW 9	LER 17	LOR 17	TER 17-V	SR- 9- 9	3
1-11/16	SAF 22510	SAF 510	22210K	SNW 10	LER 20	LOR 20	TER 20-V	SR-10- 0	4
1-15/16	SAF 22511	SAF 511	22211K	SNW 11	LER 24	LOR 24	TER 24-V	SR-11- 0	5
2-3/16	SAF 22513	SAF 513	22213K	SNW 13	LER 29	LOR 29	TER 29-V	SR-13- 0	6
2-7/16	SAF 22515	SAF 515	22215K	SNW 15	LER 37	LOR 37	TER 37-V	SR-15- 0	7
2-11/16	SAF 22516	SAF 516	22216K	SNW 16	LER 44	LOR 44	TER 44-V	SR-16-13	8
2-15/16	SAF 22517	SAF 517	22217K	SNW 17	LER 53	LOR 53	TER 53-V	SR-17-14	9
3-3/16	SAF 22518	SAF 518	22218K	SNW 18	LER 188	LOR188	TER188-V	SR-18-15	11
3-7/16	SAF 22520	SAF 520	22220K	SNW 20	LER 102	LOR102	TER102-V	SR-20-17	12
3-15/16	SAF 22522	SAF 522	22222K	SNW 22	LER 109	LOR109	TER109-V	SR-22-19	13
4-3/16	SAF 22524	SAF 524	22224K	SNW 24	LER 113	LOR113	TER113-V	SR-24-20	14
4-7/16	SAF 22526	SAF 526	22226K	SNW 26	LER 117	LOR117	TER117-V	SR-26- 0	15
4-15/16	SAF 22528	SAF 528	22228K	SNW 28	LER 122	LOR122	TER122-V	SR-28- 0	27
5-3/16	SAF 22530	SAF 530	22230K	SNW 30	LER 125	LOR125	TER125-V	SR-30- 0	16
5-7/16	SAF 22532	SAF 532	22232K	SNW 32	LER 130	LOR130	TER130-V	SR-32- 0	16
5-15/16	SAF 22534	SAF 534	22234K	SNW 34	LER 140	LOR140	TER140-V	SR-34- 0	18
6-7/16	SAF 22536	SAF 536	22236K	SNW 36	LER 148	LOR148	TER148-V	SR-36-30	19
6-15/16	SAF 22538	SAF 538	22238K	SNW 38	LER 155	LOR155	TER155-V	SR-38-32	20
7-3/16	SAF 22540	SAF 540	22240K	SNW 40	LER 159	LOR159	TER159-V	SR-40-34	21
7-15/16	SAF 22544	SAF 544	22244K	SNW 44	LER 167	LOR167	TER167-V	SR-44-38	23

SERIES SAF 226-PILLOW BLOCK PART NUMBER

Shaft Dia. S-1 in.	Complete Pillow Block Number	Pillow Block Housing Only	Bearing Number	Adapter Sleeve	Labyrinth Seal Ring (2 Req'd)	LOR Seal Ring (2 Req'd)	Taconite Seal (2 Req'd)	Stabilizing Ring (1 Req'd)	End Plug (EPR)
1-7/16	SAF 22609	SAF 609	22309K	SNW 109	LER 17	LOR 17	TER 17-V	SR-11- 9	3
1-11/16	SAF 22610	SAF 610	22310K	SNW 110	LER 20	LOR 20	TER 20-V	SR- 0-10	4
1-15/16	SAF 22611	SAF 611	22311K	SNW 111	LER 24	LOR 24	TER 24-V	SR-13-11	5
2-3/16	SAF 22613	SAF 613	22313K	SNW 113	LER 32	LOR 29	TER 29-V	SR-16-13	6
2-7/16	SAF 22615	SAF 615	22315K	SNW 115	LER 37	LOR 37	TER 37-V	SR-18-15	7
2-11/16	SAF 22616	SAF 616	22316K	SNW 116	LER 44	LOR 44	TER 44-V	SR-19-16	8
2-15/16	SAF 22617	SAF 617	22317K	SNW 117	LER 184	LOR 53	TER 53-V	SR-20-17	10
3-3/16	SAF 22618	SAF 618	22318K	SNW 118	LER 188	LOR188	TER188-V	SR-21-18	11
3-7/16	SAF 22620	SAF 620	22320K	SNW 120	LER 102	LOR102	TER102-V	SR-24-20	12
3-15/16	SAF 22622	SAF 622	22322K	SNW 122	LER 109	LOR109	TER109-V	SR- 0-22	13
4-3/16	SAF 22624	SAF 624	22324K	SNW 124	LER 113	LOR113	TER113-V	SR- 0-24	14
4-7/16	SAF 22626	SAF 626	22326K	SNW 126	LER 117	LOR117	TER117-V	SR- 0-26	15
4-15/16	SAF 22628	SAF 628	22328K	SNW 128	LER 122	LOR122	TER122-V	SR- 0-28	27
5-3/16	SAF 22630	SAF 630	22330K	SNW 130	LER 125	LOR125	TER125-V	SR-36-30	16
5-7/16	SAF 22632	SAF 632	22332K	SNW 132	LER 130	LOR130	TER130-V	SR-38-32	16
5-15/16	SAF 22634	SAF 634	22334K	SNW 134	LER 140	LOR140	TER140-V	SR-40-34	18
6-7/16	SAF 22636	SAF 636	22336K	SNW 136	LER 148	LOR148	TER148-V	SR- 0-36	19
6-15/16	SAF 22638	SAF 638	22338K	SNW 138	LER 155	LOR155	TER155-V	SR-44-38	20
7-3/16	SAF 22640	SAF 640	22340K	SNW 140	LER 159	LOR159	TER159-V	SR- 0-40	21



for SAF200/300

- 1.Extra RIB to enhance the strength of housing base.
- 2.Solid base(SAF216-FSA217)gives extra strength at housing base.
- 3.Pry slot for easier dismounting housing.
- 4.Drain holes could be adapted with oil glass for oil lube.

SERIES SAF 200-HOUSING DIMENSIONS

Housing No. * § †	A	B	b	G	E		E1	H	L	2-Bolt Base		4-Bolt Base		Bolts (No. Req'd)		Wt. in	D	F
	h13	in.	in.	in.	in.	Max. in.	Min. in.	in.	in.	in.	u	v	u1	v1	in.	lbs. *	H7 mm	mm
SAF 216†	3-1/2	13	3-1/2	1-1/4	11	9-5/8	2-1/8	6-15/16	5-3/8	22.2	39.7	19.0	36.5	(2)-3/4 (4)-5/8	23.6	140	43	
SAF 217†	3-3/4	13	3-1/2	1-1/4	11	9-7/8	2-1/8	7-3/8	5-3/8	22.2	36.5	19.0	33.3	(2)-3/4 (4)-5/8	29.5	150	46	
SAF 218†	4	13-3/4	3-7/8	1-5/16	11-5/8	10-3/8	2-1/8	7-3/4	5-3/4	22.2	38.1	19.0	34.9	(2)-3/4 (4)-5/8	35.5	160	50	
SAF 220†	4-1/2	15-1/4	4-3/8	1-3/4	13-1/8	11-5/8	2-3/8	8-3/4	6	25.4	44.5	22.2	41.2	(2)-7/8 (4)-3/4	52.2	180	56	
SAF 222	4-15/16	16-1/2	4-3/4	2	14-1/2	12-5/8	2-3/4	9-5/8	6-1/2	-	-	22.2	46.0	(4)-3/4	66.7	200	63	
SAF 224	5-1/4	16-1/2	4-3/4	2-1/8	14-1/2	13-1/4	2-3/4	10-1/4	7-3/8	-	-	22.2	38.0	(4)-3/4	70.3	215	68	
SAF 226	6	18-3/8	5-1/8	2-3/8	16	14-5/8	3-1/4	11-1/2	8	-	-	25.4	42.9	(4)-7/8	106.2	230	74	
SAF 228	6	20-1/8	5-7/8	2-3/8	17-1/8	16	3-3/8	11-3/4	7-5/8	-	-	28.4	42.7	(4)-1	116.5	250	78	
SAF 230	6-5/16	21-1/4	6-1/4	2-1/2	18-1/4	17	3-3/4	12-1/2	8-3/8	-	-	28.4	44.3	(4)-1	151.1	270	83	
SAF 232	6-11/16	22	6-1/4	2-5/8	19-1/4	17-3/8	3-3/4	13-5/16	8-3/4	-	-	28.4	52.3	(4)-1	174.8	290	90	
SAF 234	7-1/16	24-3/4	6-3/4	2-3/4	21-5/8	19-3/8	4-1/4	14-3/16	9-5/8	-	-	28.4	57.0	(4)-1	184.7	310	96	
SAF 236	7-1/2	26-3/4	7-1/8	3	23-5/8	20-7/8	4-5/8	14-7/8	10	-	-	28.4	63.3	(4)-1	218.5	320	96	
SAF 238	7-7/8	28	7-1/2	3-1/8	24-3/8	21-5/8	4-1/2	15-11/16	10-3/4	-	-	35.0	66.8	(4)-1 1/4	293.3	340	102	
SAF 240	8-1/4	29-1/2	8	3-3/8	25	22-1/2	5	16-1/2	11-1/4	-	-	35.0	66.8	(4)-1 1/4	352.6	360	108	
SAF 244	9-1/2	32-3/4	8-3/4	3-3/4	27-7/8	24-3/4	5-1/4	18-5/8	12	-	-	42.8	82.5	(4)-1 1/2	439.3	400	118	

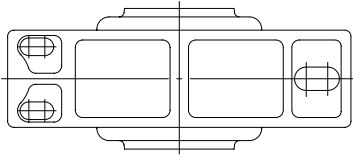
SERIES SAF 300-HOUSING DIMENSIONS

Housing No. * § †	A	B	b	G	E		E1	H	L	2-Bolt Base		4-Bolt Base		Bolts (No. Req'd)		Wt. in	D	F
	h13	in.	in.	in.	in.	Max. in.	Min. in.	in.	in.	in.	u	v	u1	v1	in.	lbs. *	H7 mm	mm
SAF 308	2-1/2	8-1/4	2-3/8	1	7	6-1/2		4-13/16	4	16.0	25.5	-	-	(2)-1/2	11.5	90	42.8	
SAF 310	2-3/4	9-5/8	2-3/4	1	7-7/8	7-3/8		5-5/16	4-1/4	19.0	25.4	-	-	(2)-5/8	14.7	100	46	
SAF 309	3	10-5/8	2-3/4	1-1/8	9	7-3/4		5-13/16	4-5/8	19.0	34.9	-	-	(2)-5/8	18.3	110	51	
SAF 311†	3-1/4	11	3-1/8	1-3/16	9-1/2	8-1/8	2	6-3/16	5	19.0	36.5	16.0	33.5	(2)-5/8 (4)-1/2	20.8	120	53	
SAF 313†	3-1/2	13	3-1/2	1-1/4	11	9-5/8	2-1/8	6-15/16	5-3/8	22.2	36.7	19.0	36.5	(2)-3/4 (4)-5/8	29.5	140	58	
SAF 314	3-3/4	12-9/32	3-1/2	1-1/4	11	9-7/8	2-1/8	7-3/8	4-31/32	22.2	36.7	19.0	36.5	(2)-3/4 (4)-5/8	29.5	150	61	
SAF 315	4	13-3/4	3-7/8	1-5/16	11-5/8	10-3/8	2-1/8	7-13/16	6-1/4	22.2	38.1	19.0	34.9	(2)-3/4 (4)-5/8	40.8	160	65	
SAF 316	4-1/4	14-1/4	3-7/8	1-5/16	12-5/8	10-5/8	2-1/8	8-1/4	6-1/2	22.2	47.6	19.0	44.4	(2)-3/4 (4)-5/8	51.3	170	68	
SAF 317	4-1/2	15-1/4	4-3/8	1-3/4	13-1/8	11-5/8	2-3/8	8-3/4	6-3/4	25.4	44.5	22.2	41.3	(2)-7/8 (4)-3/4	55.3	180	70	
SAF 318	4-3/4	15-1/2	4-3/8	2	13-1/2	12	2-1/4	9-3/16	6-7/8	-	-	22.2	41.3	(4)-3/4	64.9	190	74	
SAF 320	5-1/4	16-1/2	4-3/4	2-1/8	14-1/2	13-1/4	2-3/4	10-1/4	7-3/8	-	-	22.2	38.1	(4)-3/4	80.3	215	83	
SAF 322	6	18-3/8	5-1/8	2-3/8	16	14-5/8	3-1/4	11-1/2	8	-	-	25.4	42.9	(4)-7/8	99.4	240	90	
SAF 324	6-5/16	21-1/4	6-1/4	2-1/2	18-1/4	17	3-3/4	12-1/2	8-3/8	-	-	28.4	44.3	(4)-1	146.4	260	96	
SAF 326	6-11/16	22	6-1/4	2-5/8	19-1/4	17-3/8	3-3/4	13-5/16	8-3/4	-	-	28.4	55	(4)-1	181.6	280	103	
SAF 328	7-1/16	24-3/4	6-3/4	2-3/4	21-5/8	19-3/8	4-1/4	14-3/16	9-5/8	-	-	28.4	57.0	(4)-1	214.0	300	112	
SAF 330	7-1/2	26-3/4	7-1/8	3	23-5/8	20-7/8	4-5/8	14-7/8	9-3/4	-	-	28.4	63.3	(4)-1	256.6	320	118	
SAF 332	7-7/8	28	7-1/2	3-1/8	24-3/8	21-5/8	4-1/2	15-11/16	10-3/4	-	-	35.0	66.8	(4)-1 1/4	298.3	340	124	
SAF 334	8-1/4	29-1/2	8	3-3/8	25	22-1/2	5	16-1/2	11-1/4	-	-	35.0	66.8	(4)-1 1/4	355.7	360	130	
SAF 336	8-7/8	31-1/4	8-1/4	3-1/2	26-5/8	24	5-1/4	17-3/4	11-3/8	-	-	35.0	68.4	(4)-1 1/4	380.3	380	136	
SAF 338	9-1/2	32-3/4	8-3/4	3-3/4	27-7/8	24-3/4	5-1/4	18-5/8	12	-	-	42.8	82.55	(4)-1 1/2	449.6	400	142	
SAF 340	9-7/8	34-1/4	9	4	29-1/2	26-1/4	5-1/2	20	12-1/16	-	-	42.8	82.55	(4)-1 1/2	493.0	420	148	

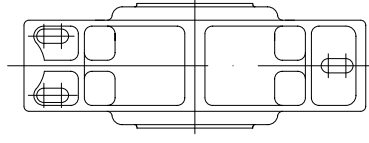
Notes: For stepped shaft bore, use SAFZ2xx/SAFZ3xx
For same shaft bore, use SAF2xx/SAF3xx

NOTES:

- * Basic housing does not include bearing and accessories. The weight is subject to change.
- § For float unit application, order 1-housing, 2-labyrinth seals, 1-locknut and 1-lockwasher. For fixed unit application, add 1-stabilizing ring to the above.
- † 4-hole base is also available and must be marked with a prefix F . SAF 222 and SAF 318 and up are standard 4-hole base.
- ※ LOR is also available



for SAF216~217
SAF308~317



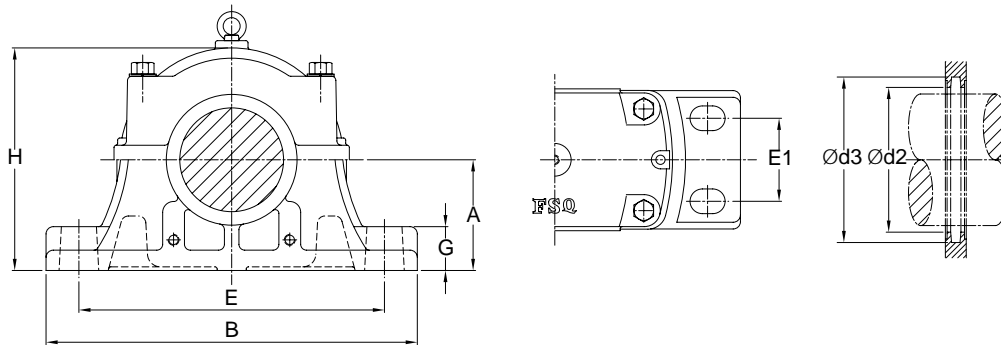
for SAF218~244
SAF318~340

SERIES SAF 222-PILLOW BLOCK PART NUMBERS

Shaft Dia.						Complete Pillow Block Number	Pillow Block Housing Only	Bearing Number	Lock-nut	Lock-washer	Labyrinth Seal Ring		Stabilizing Ring (1 Req'd)	End Plug (EPR)
S-2 in.	d2(H12) mm	d3(H12) mm	S-3 in.	d2(H12) mm	d3(H12) mm						S-2 Shaft (1 Req'd)	S-3 Shaft (1 Req'd)		
3-5/8	96.9	110.06	3	83.7	96.85	SAF 22216	SAF 216	22216	N 16	W 16	LER 82	LER 54	SR-16-13	9
3-15/16	106.43	119.59	3-3/16	90.55	103.71	SAF 22217	SAF 217	22217	N 17	W 17	LER 89	LER 63	SR-17-14	9
4-1/8	113.8	132.84	3-3/8	91.06	110.11	SAF 22218	SAF 218	22218	N 18	W 18	LER 112	LER 191	SR-18-15	11
4-1/2	121.74	140.8	3-13/16	102.18	121.23	SAF 22220	SAF 220	22220	N 20	W 20	LER 118	LER 106	SR-20-17	12
4-7/8	132.84	151.9	4-3/16	113.8	132.84	SAF 22222	SAF 222	22222	N 22	W 22	LER 121	LER 113	SR-22-19	14
5-5/16	142.88	161.93	4-9/16	121.74	140.8	SAF 22224	SAF 224	22224	N 24	W 24	LER 127	LER 119	SR-24-20	15
5-7/8	157.18	176.23	4-15/16	132.84	151.9	SAF 22226	SAF 226	22226	N 26	W 26	LER 136	LER 122	SR-26- 0	27
6-1/4	167.46	186.51	5-5/16	142.88	161.93	SAF 22228	SAF 228	22228	N 28	W 28	LER 144	LER 127	SR-28- 0	16
6-5/8	176.99	196.04	5-3/4	157.18	176.23	SAF 22230	SAF 230	22230	N 30	W 30	LER 151	LER 134	SR-30- 0	17
7	187.53	212.93	6-1/16	161.11	186.51	SAF 22232	SAF 232	22232	N 32	W 32	LER 156	LER 142	SR-32- 0	18
7-7/16	201.8	227.2	6-7/16	172.21	197.61	SAF 22234	SAF 234	22234	N 34	W 34	LER 161	LER 148	SR-34- 0	19
7-13/16	211.84	237.24	6-7/8	187.53	212.93	SAF 22236	SAF 236	22236	N 36	W 36	LER 165	LER 154	SR-36-30	20
8-3/8	224.54	249.94	7-1/4	192.28	217.68	SAF 22238	SAF 238	22238	N 38	W 38	LER 171	LER 160	SR-38-32	21
8-3/4	234.06	259.46	7-5/8	201.8	227.2	SAF 22240	SAF 240	22240	N 40	W 40	LER 175	LER 164	SR-40-34	22
9-9/16	254.71	280.11	8-5/16	224.54	249.94	SAF 22244	SAF 244	22244	N 44	W 44	LER 179	LER 170	SR-44-38	24

SERIES SAF 223-PILLOW BLOCK PART NUMBERS

Shaft Dia.						Complete Pillow Block Number	Pillow Block Housing Only	Bearing Number	Lock-nut	Lock-washer	Labyrinth Seal Ring		Stabilizing Ring (1 Req'd)	End Plug (EPR)
S-2 in .	d2(H12) mm	d3(H12) mm	S-3 in.	d2(H12) mm	d3(H12) mm						S-2 Shaft (1 Req'd)	S-3 Shaft (1 Req'd)		
1-15/16	54.36	65.1	1-7/16	41.66	52.4	SAF 22308	SAF 308	22308	N 08	W 08	LER 24	LER 17	SR-10- 8	3
2-1/8	60.96	71.7	1-11/16	48	58.75	SAF 22309	SAF 309	22309	N 09	W 09	LER 28	LER 20	SR-11- 9	4
2-3/8	64.14	74.88	1-7/8	54.36	65.1	SAF 22310	SAF 310	22310	N 10	W 10	LER 35	LER 23	SR- 0-10	4
2-9/16	70.49	81.23	2-1/16	60.96	71.7	SAF 22311	SAF 311	22311	N 11	W 11	LER 40	LER 27	SR-13-11	6
3-1/16	83.7	96.85	2-7/16	67.82	80.98	SAF 22313	SAF 313	22313	N 13	W 13	LER 55	LER 37	SR-16-13	7
3-1/4	90.55	103.71	2-5/8	77.34	90.48	SAF 22314	SAF 314	22314	N 14	W 14	LER 64	LER 43	SR-17-14	8
3-7/16	90.55	110.06	2-13/16	77.34	90.48	SAF 22315	SAF 315	22315	N 15	W 15	LER 79	LER 46	SR-18-15	8
3-5/8	102.18	121.23	3	81.03	100.08	SAF 22316	SAF 316	22316	N 16	W 16	LER 84	LER 60	SR-19-16	10
3-15/16	106.93	125.98	3-3/16	91.06	110.11	SAF 22317	SAF 317	22317	N 17	W 17	LER 109	LER 188	SR-20-17	11
4-1/8	113.8	132.84	3-3/8	91.06	110.11	SAF 22318	SAF 318	22318	N 18	W 18	LER 112	LER 191	SR-21-18	11
4-1/2	121.74	140.8	3-13/16	102.18	121.23	SAF 22320	SAF 320	22320	N 20	W 20	LER 118	LER 106	SR-24-20	12
4-7/8	132.84	151.89	4-3/16	113.8	132.84	SAF 22322	SAF 322	22322	N 22	W 22	LER 121	LER 113	SR- 0-22	14
5-5/16	142.88	161.93	4-9/16	121.74	140.8	SAF 22324	SAF 324	22324	N 24	W 24	LER 127	LER 119	SR- 0-24	15
5-7/8	157.18	176.23	4-15/16	132.84	151.9	SAF 22326	SAF 326	22326	N 26	W 26	LER 136	LER 122	SR- 0-26	27
6-1/4	167.46	186.51	5-5/16	142.88	161.93	SAF 22328	SAF 328	22328	N 28	W 28	LER 144	LER 127	SR- 0-28	16
6-5/8	176.99	196.04	5-3/4	157.18	176.23	SAF 22330	SAF 330	22330	N 30	W 30	LER 151	LER 134	SR-36-30	17
7	187.53	212.93	6-1/16	161.11	186.51	SAF 22332	SAF 332	22332	N 32	W 32	LER 156	LER 142	SR-38-32	18
7-7/16	201.8	227.2	6-7/16	172.21	197.61	SAF 22334	SAF 334	22334	N 34	W 34	LER 161	LER 148	SR-40-34	19
7-13/16	211.84	237.24	6-7/8	187.53	212.93	SAF 22336	SAF 336	22336	N 36	W 36	LER 165	LER 154	SR- 0-36	20
8-3/8	224.54	249.94	7-1/4	192.28	217.68	SAF 22338	SAF 338	22338	N 38	W 38	LER 171	LER 160	SR-44-38	21
8-3/4	234.06	259.46	7-5/8	201.8	227.2	SAF 22340	SAF 340	22340	N 40	W 40	LER 175	LER 164	SR- 0-40	22

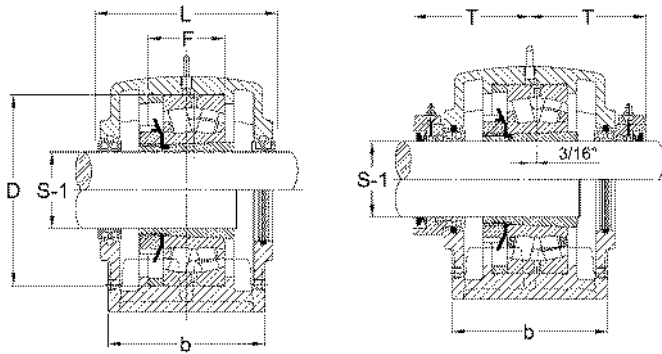


SERIES SDAF 500-HOUSING DIMENSIONS

Housing No. * §	A h13	B	b	G	E		E1	H	L	T	Boles (No.Req'd)	Wt. in lbs. *	D H7 mm	F mm	d2(H12) mm	d3(H12) mm
	in.	in.	in.	in.	Max. in.	Min. in.	in.	in.	in.	in.	in.	in.	mm	mm	mm	mm
SDAF 520	4-1/2	15-1/4	6	1-7/8	13-1/8	11-5/8	3-3/8	8-15/16	6-3/4	4-3/4	(4)-3/4	64.8	180	55.8	95.83	114.88
SDAF 522	4-15/16	16-1-2	6-3/4	2-1/8	14-1/2	12-5/8	4	9-7/8	7-1/4	4-7/8	(4)-7/8	96.1	200	62.8	110.11	129.16
SDAF 524	5-1/4	16-1/2	6-7/8	2-1/4	14-1/2	13-1/4	4-1/8	10-1/2	7-3/8	4-15/16	(4)-7/8	107.3	215	67.8	113.8	132.84
SDAF 526	6	18-3/8	7-1/2	2-3/8	16	14-5/8	4-12	11-7/8	8	5-1/4	(4)-1	147.2	230	73.8	121.74	140.8
SDAF 528	6	20-1/8	7-1/2	2-3/8	17-1/8	16	4-1/2	12-1/6	7-15/16	5-5/16	(4)-1 1/8	131.4	250	77.8	132.84	151.9
SDAF 530	6-5/16	21-1/4	7-7/8	2-1/2	18-1/4	17	4-3/4	12-13/16	8-3/8	5-7/16	(4)-1 1/8	157.1	270	82.8	142.88	161.93
SDAF 532	6-11/16	22	8-1/4	2-1/2	19-1/4	17-3/8	5	13-11/16	8-3/4	5-5/8	(4)-1 1/8	187.1	290	89.8	146.05	171.45
SDAF 534	7-1/16	24-3/4	9	2-1/2	21-5/8	19-3/8	5-1/2	14-1/4	9-5/8	5-15/16	(4)-1 1/4	212.3	310	95.8	161.11	186.51
SDAF 536	7-1/2	26-3/4	9-3/8	2-3/4	23-5/8	20-7/8	5-7/8	15-1/2	10	6-1/8	(4)-1 1/4	292.1	320	95.8	172.21	197.61
SDAF 538	7-7/8	27-5/8	10	3	23-1/2	21-1/2	6-1/4	16-1/4	10-5/8	6-1/2	(4)-1 3/8	338.4	340	101.8	188.29	210.91
SDAF 540	8-1/4	28-3/4	10-1/2	3-1/4	25	23	6-3/4	17-1/8	11-1/8	6-7/8	(4)-1 3/8	343.7	360	107.8	196.8	219.42
SDAF 544	9-1/2	32	11-1/4	3-1/2	27-7/8	25-5/8	7-1/4	19-1/4	11-7/8	7-1/8	(4)-1 1/2	513.0	400	117.8	216.81	239.43

SERIES SDAF 600-HOUSING DIMENSIONS

Housing No. * §	A h13	B	b	G	E		E1	H	L	T	Boles (No.Req'd)	Wt. in lbs. *	D H7 mm	F mm	d2(H12) mm	d3(H12) mm
	in.	in.	in.	in.	Max. in.	Min. in.	in.	in.	in.	in.	in.	in.	mm	mm	mm	mm
SDAF 616	4-1/4	14-1/4	5-1/2	1-3/4	12-5/8	10-5/8	3-1/4	8-1/4	6-3/8	4-1/2	(4)-5/8	49.3	170	67.8	77.34	90.48
SDAF 617	4-1/2	15-1/4	6	1-7/8	13-1/8	11-5/8	3-3/8	8-15/16	6-3/4	4-11/16	(4)-3/4	67.2	180	69.8	81.03	100.08
SDAF 618	5-3/4	15-1/2	6-1/8	2	13-1/2	12	3-5/8	9-7/16	6-7/8	4-13/16	(4)-3/4	72.0	190	73.8	91.06	110.11
SDAF 620	5-1/4	16-1/2	6-7/8	2-1/4	14-1/2	13-1/4	4-1/8	10-12	7-3/8	5-1/16	(4)-7/8	110.3	215	82.8	95.83	114.88
SDAF 622	6	18-3/8	7-1/2	2-3/8	16	14-5/8	4-1/2	11-7/8	8	5-1/4	(4)-1	147.1	240	89.8	110.11	129.16
SDAF 624	6-5/16	21-1/4	7-7/8	2-1/2	18-1/4	17	4-3/4	12-13/16	8-3/8	5-7/16	(4)-1 1/8	171.7	260	95.8	113.8	132.84
SDAF 626	6-11/16	22	8-1/4	2-1/2	19-1/4	17-3/8	5	13-11/16	8-3/4	5-5/8	(4)-1 1/8	193.5	280	102.8	121.74	140.8
SDAF 628	7-1/16	24-3/4	9	2-1/2	21-5/8	19-3/8	5-1/2	14-1/4	9-3/8	6	(4)-1 1/4	228.3	300	111.8	132.84	151.9
SDAF 630	7-1/2	26-3/4	9-3/8	2-3/4	23-5/8	20-7/8	5-7/8	15-3/16	9-3/4	6-1/8	(4)-1 1/4	300.2	320	117.8	142.88	161.93
SDAF 632	7-7/8	27-5/8	10	3	23-1/2	21-1/2	6-1/4	16-1/4	10-5/8	6-1/2	(4)-1 3/8	355.1	340	123.8	148.58	171.2
SDAF 634	8-1/4	28-3/4	10-1/2	3-1/4	25	23	6-3/4	17-1/8	11-1/8	6-3/4	(4)-1 3/8	393.8	360	129.8	161.3	183.92
SDAF 636	8-7/8	30-1/2	10-3/4	3-1/4	26-3/8	24-1/8	6-7/8	17-15/16	11-3/8	6-7/8	(4)-1 1/2	404.7	380	135.8	172.72	195.34
SDAF 638	9-1/2	32	11-1/4	3-1/2	27-7/8	25-5/8	7-1/4	19-1/4	11-7/8	7-1/8	(4)-1 1/2	484.4	400	141.8	188.29	210.91
SDAF 640	9-7/8	33-1/2	11-3/4	3-1/2	29-1/4	26-5/8	7-5/8	19-15/16	12-3/8	7-1/2	(4)-1 5/8	564.1	420	147.8	196.8	219.42



TACONITE Seal OPTION

NOTES:

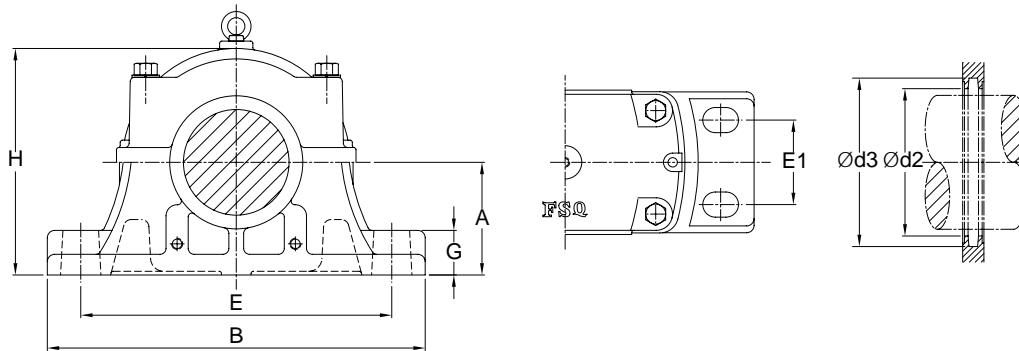
- ★ Basic housing does not include bearing and accessories. The weight is subject to change.
- § For float unit application, order 1-housing, 2-labyrinth seals, 1-adapter sleeve.
For fixed unit application, add 1-stabilizing ring to the above.

SERIES SDAF 225-PILLOW BLOCK PART NUMBERS

Shaft Diameter S-1 in.	Complete Pillow Block Number	Pillow Block Housing Only	Bearing Number	Adapter Sleeve	Lab. Seal Ring (2 Required)	Stabilizing Ring (1 required)	End Plug (EPR)
3-7/16	SDAF 22520	SDAF 520	22220 K	SNW 20	LER 75	SR-20-17	11
3-15/16	SDAF 22522	SDAF 522	22222 K	SNW 22	LER 93	SR-22-19	13
4-3/16	SDAF 22524	SDAF 524	22224 K	SNW 24	LER 113	SR-24-20	14
4-7/16	SDAF 22526	SDAF 526	22226 K	SNW 26	LER 117	SR-26- 0	15
4-15/16	SDAF 22528	SDAF 528	22228 K	SNW 28	LER 122	SR-28- 0	27
5-3/16	SDAF 22530	SDAF 530	22230 K	SNW 30	LER 125	SR-30- 0	16
5-7/16	SDAF 22532	SDAF 532	22232 K	SNW 32	LER 130	SR-32- 0	16
5-15/16	SDAF 22534	SDAF 534	22234 K	SNW 34	LER 140	SR-34- 0	18
6-7/16	SDAF 22536	SDAF 536	22236 K	SNW 36	LER 148	SR-36-30	19
6-15/16	SDAF 22538	SDAF 538	22238 K	SNW 38	LER 224	SR-38-32	21
7-3/16	SDAF 22540	SDAF 540	22240 K	SNW 40	LER 228	SR-40-34	22
7-15/16	SDAF 22544	SDAF 544	22244 K	SNW 44	LER 236	SR-44-38	24

SERIES SDAF 226-PILLOW BLOCK PART NUMBERS

Shaft Diameter S-1 in.	Complete Pillow Block Number	Pillow Block Housing Only	Bearing Number	Adapter sleeve	Lab. Seal Ring (2 Required)	Stabilizing Ring (1 required)	End Plug (EPR)
2-11/16	SDAF 22616	SDAF 616	22316 K	SNW 116	LER 44	SR-19-16	8
2-15/16	SDAF 22617	SDAF 617	22317 K	SNW 117	LER 59	SR-20-17	10
3-3/16	SDAF 22618	SDAF 618	22318 K	SNW 118	LER 69	SR-21-18	11
3-7/16	SDAF 22620	SDAF 620	22320 K	SNW 120	LER 75	SR-24-20	11
3-15/16	SDAF 22622	SDAF 622	22322 K	SNW 122	LER 93	SR- 0-22	13
4-3/16	SDAF 22624	SDAF 624	22324 K	SNW 124	LER 113	SR- 0-24	14
4-7/16	SDAF 22626	SDAF 626	22326 K	SNW 126	LER 117	SR- 0-26	15
4-15/16	SDAF 22628	SDAF 628	22328 K	SNW 128	LER 122	SR- 0-28	27
5-3/16	SDAF 22630	SDAF 630	22330 K	SNW 130	LER 125	SR-36-30	16
5-7/16	SDAF 22632	SDAF 632	22332 K	SNW 132	LER 211	SR-38-32	17
5-15/16	SDAF 22634	SDAF 634	22334 K	SNW 134	LER 215	SR-40-34	19
6-7/16	SDAF 22636	SDAF 636	22336 K	SNW 136	LER 220	SR- 0-36	26
6-15/16	SDAF 22638	SDAF 638	22338 K	SNW 138	LER 224	SR-44-38	21
7-3/16	SDAF 22640	SDAF 640	22340 K	SNW 140	LER 228	SR- 0-40	22



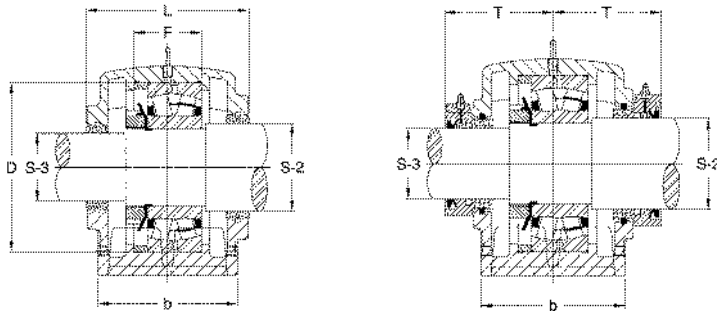
SERIES SDAF 200-HOUSING DIMENSIONS

Housing No. * § †	A h13	B	b	G	E		E1	H	L	T	Bolts (No. Req'd)	Wt. in lbs. *	D H7 mm	F mm
	in.	in.	in.	in.	Max. in.	Min. in.	in.	in.	in.	in.	in.	in.	mm	mm
SDAF 220	4-1/2	15-1/4	6	1-7/8	13-1/8	11-5/8	3-3/8	8-15/16	6-3/4	4-11/16	(4)-3/4	64.8	180	55.8
SDAF 222	4-15/16	16-1-2	6-3/4	2-1/8	14-1/2	12-5/8	4	9-7/8	7-1/4	4-7/8	(4)-7/8	100.0	200	62.8
SDAF 224	5-1/4	16-1/2	6-7/8	2-1/4	14-1/2	13-1/4	4-1/8	10-1/2	7-3/8	4-15/16	(4)-7/8	106.7	215	67.8
SDAF 226	6	18-3/8	7-1/2	2-3/8	16	14-5/8	4-12	11-7/8	8	5-1/4	(4)-1	147.2	230	73.8
SDAF 228	6	20-1/8	7-1/2	2-3/8	17-1/8	16	4-1/2	12-1/6	7-15/16	5-5/16	(4)-1 1/8	141.7	250	77.8
SDAF 230	6-5/16	21-1/4	7-7/8	2-1/2	18-1/4	17	4-3/4	12-13/16	8-3/8	5-7/16	(4)-1 1/8	157.1	270	82.8
SDAF 232	6-11/16	22	8-1/4	2-1/2	19-1/4	17-3/8	5	13-11/16	8-3/4	5-5/8	(4)-1 1/8	187.1	290	89.8
SDAF 234	7-11/16	24-3/4	9	2-1/2	21-5/8	19-3/8	5-1/2	14-1/4	9-5/8	6-1/16	(4)-1 1/4	212.3	310	95.8
SDAF 236	7-1/2	26-3/4	9-3/8	2-3/4	23-5/8	20-7/8	5-7/8	15-3/16	10	6-1/8	(4)-1 1/4	275.5	320	95.8
SDAF 238	7-7/8	27-5/8	10	3	23-1/2	21-1/2	6-1/4	16-1/4	10-5/8	7-1/4	(4)-1 3/8	338.4	340	101.8
SDAF 240	8-1/4	28-3/4	10-1/2	3-1/4	25	23	6-3/4	17-1/8	11-1/8	7-1/2	(4)-1 3/8	343.7	360	107.8
SDAF 244	9-1/2	32	11-1/4	3-1/2	27-7/8	25-5/8	7-1/4	19-1/4	11-7/8	7-7/8	(4)-1 1/2	520.2	400	117.8

SERIES SDAF 300-HOUSING DIMENSIONS

Housing No. * § †	A h13	B	b	G	E		E1	H	L	T	Bolts (No. Req'd)	Wt. in lbs. *	D H7 mm	F mm
	in.	in.	in.	in.	Max. in.	Min. in.	in.	in.	in.	in.	in.	in.	mm	mm
SDAF316	4-1/4	14-1/4	5-1/2	1-3/4	12-5/8	10-5/8	3-1/4	8-1/4	6-3/8	4-1/2	(4)-5/8	53.4	170	67.8
SDAF317	4-1/2	15-1/4	6	1-7/8	13-1/8	11-5/8	3-3/8	8-15/16	6-3/4	4-3/4	(4)-3/4	67.2	180	69.8
SDAF318	5-3/4	15-1/2	6-1/8	2	13-1/2	12	3-5/8	9-7/16	6-7/8	4-13/16	(4)-3/4	72.0	190	73.8
SDAF320	5-1/4	16-1/2	6-7/8	2-1/4	14-1/2	13-1/4	4-1/8	10-12	7-3/8	5	(4)-7/8	105.8	215	82.8
SDAF322	6	18-3/8	7-1/2	2-3/8	16	14-5/8	4-1/2	11-7/8	8	5-1/4	(4)-1	148.8	240	89.8
SDAF324	6-5/16	21-1/4	7-7/8	2-1/2	18-1/4	17	4-3/4	12-13/16	8-3/8	5-7/16	(4)-1 1/8	171.9	260	95.8
SDAF326	6-11/16	22	8-1/4	2-1/2	19-1/4	17-3/8	5	13-11/16	8-3/4	5-5/8	(4)-1 1/8	195.1	280	102.8
SDAF328	7-1/16	24-3/4	9	2-1/2	21-5/8	19-3/8	5-1/2	14-1/4	9-3/8	5-15/16	(4)-1 1/4	228.3	300	111.8
SDAF330	7-1/2	26-3/4	9-3/8	2-3/4	23-5/8	20-7/8	5-7/8	15-3/16	9-3/4	6-1/8	(4)-1 1/4	302.0	320	117.8
SDAF332	7-7/8	27-5/8	10	3	23-1/2	21-1/2	6-1/4	16-1/4	10-5/8	6-1/2	(4)-1 3/8	355.1	340	123.8
SDAF334	8-1/4	28-3/4	10-1/2	3-1/4	25	23	6-3/4	17-1/8	11-1/8	6-7/8	(4)-1 3/8	379.8	360	129.8
SDAF336	8-7/8	30-1/2	10-3/4	3-1/4	26-3/8	24-1/8	6-7/8	17-15/16	11-3/8	6-7/8	(4)-1 1/2	404.7	380	135.8
SDAF338	9-1/2	32	11-1/4	3-1/2	27-7/8	25-5/8	7-1/4	19-1/4	11-7/8	7-7/8	(4)-1 1/2	522.0	400	141.8
SDAF340	9-7/8	33-1/2	11-3/4	3-1/2	29-1/4	26-5/8	7-5/8	19-15/16	12-3/8	8-1/8	(4)-1 5/8	564.1	420	147.8

Notes: For stepped shaft bore, use SDAFZ2XX & SDAFZ3XX
 For same shaft bore, use SDAF2XX & SDAF3XX



TACONITE Seal OPTION

NOTES:

★ Basic housing does not include bearing and accessories. The weight is subject to change.

§ For float unit application, order 1-housing, 1-locknut, 1-lockwasher and 2-labyrinth seals. For fixed unit application, add 1-stabilizing ring to the above.

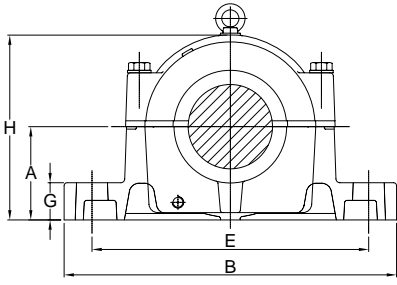
† All end plugs are for S-3 shaft.

SERIES SDAF222-PILLOW BLOCK PART NUMBERS

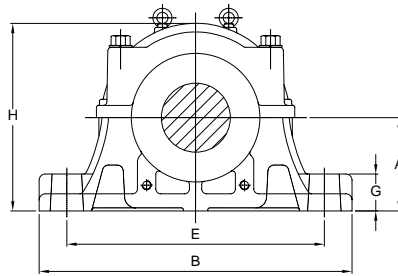
Shaft Dia.						Complete Pillow Block Number	Pillow Block Housing only	Bearing Number	Lock nut	Lock-washer	Lab. Seal Ring		Stabilizing Ring (1 required)	End Plug (EPR)†
S-2 in.	d2(H12) mm	d3(H12) mm	S-3 in.	d2(H12) mm	d3(H12) mm						S-2 Shaft (1 required)	S-3 Shaft (1 required)		
4 1/2	132.84	151.88	3 13/16	102.18	121.23	SDAF 22220	SDAF 220	22220	N 20	W 20	LER 205	LER 87	SR-20-17	12
4 7/8	132.84	151.88	4 3/16	113.8	132.84	SDAF 22222	SDAF 222	22222	N 22	W 22	LER 121	LER 113	SR-22-19	14
5 5/16	142.88	161.93	4 9/16	121.74	140.8	SDAF 22224	SDAF 224	22224	N 24	W 24	LER 127	LER 119	SR-24-20	15
5 7/8	157.18	176.23	4 15/16	132.84	151.9	SDAF 22226	SDAF 226	22226	N 26	W 26	LER 136	LER 122	SR-26- 0	27
6 1/4	167.46	186.51	5 5/16	142.88	161.93	SDAF 22228	SDAF 228	22228	N 28	W 28	LER 144	LER 127	SR-28- 0	16
6 5/8	176.99	196.04	5 3/4	157.18	176.23	SDAF 22230	SDAF 230	22230	N 30	W 30	LER 151	LER 134	SR-30- 0	17
7	187.53	212.93	6 1/16	161.11	186.51	SDAF 22232	SDAF 232	22232	N 32	W 32	LER 156	LER 142	SR-32- 0	18
7 7/16	201.8	222.7	6 7/16	172.21	197.61	SDAF 22234	SDAF 234	22234	N 34	W 34	LER 161	LER 148	SR-34- 0	19
7 13/16	211.84	237.24	6 7/8	187.53	212.92	SDAF 22236	SDAF 236	22236	N 36	W 36	LER 165	LER 154	SR-36-30	20
8 3/8	228.6	251.22	7 1/4	196.8	219.42	SDAF 22238	SDAF 238	22238	N 38	W 38	LER 240	LER 229	SR-38-32	22
8 3/4	238.12	260.74	7 5/8	209.1	231.72	SDAF 22240	SDAF 240	22240	N 40	W 40	LER 244	LER 233	SR-40-34	23
9 9/16	258.76	281.28	8 5/16	228.6	251.22	SDAF 22244	SDAF 244	22244	N 44	W 44	LER 248	LER 239	SR-44-38	25

SERIES SDAF223-PILLOW BLOCK PART NUMBERS

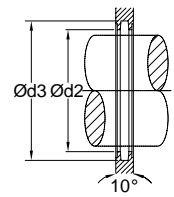
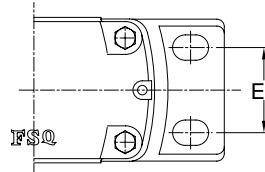
Shaft Dia.						Complete Pillow Block Number	Pillow Block Housing only	Bearing Number	Lock nut	Lock-washer	Lab. Seal Ring		Stabilizing Ring (1 required)	End Plug (EPR)†
S-2 in.	d2(H12) mm	d3(H12) mm	S-3 in.	d2(H12) mm	d3(H12) mm						S-2 Shaft (1 required)	S-3 Shaft (1 required)		
3 5/8	102.18	121.23	3	81.03	100.08	SDAF 22316	SDAF 316	22316	N 16	W 16	LER 84	LER 60	SR-19-16	10
3 15/16	110.11	129.16	3 3/16	91.06	110.11	SDAF 22317	SDAF 317	22317	N 17	W 17	LER 93	LER 69	SR-20-17	11
4 1/8	113.8	132.84	3 3/8	91.06	110.11	SDAF 22318	SDAF 318	22318	N 18	W 18	LER 96	LER 72	SR-21-18	11
4 1/2	121.74	140.78	3 13/16	102.18	121.23	SDAF 22320	SDAF 320	22320	N 20	W 20	LER 205	LER 87	SR-24-20	12
4 7/8	132.84	151.9	4 3/16	113.8	132.84	SDAF 22322	SDAF 322	22322	N 22	W 22	LER 121	LER 113	SR- 0-22	14
5 5/16	142.88	161.93	4 9/16	121.74	140.8	SDAF 22324	SDAF 324	22324	N 24	W 24	LER 127	LER 119	SR- 0-24	15
5 7/8	157.18	176.23	4 15/16	132.84	151.9	SDAF 22326	SDAF 326	22326	N 26	W 26	LER 136	LER 122	SR- 0-26	27
6 1/4	167.46	186.51	5 5/16	142.88	161.93	SDAF 22328	SDAF 328	22328	N 28	W 28	LER 144	LER 127	SR- 0-28	16
6 5/8	176.99	196.03	5 3/4	157.18	176.23	SDAF 22330	SDAF 330	22330	N 30	W 30	LER 151	LER 134	SR-36-30	17
7	188.29	210.91	6 1/16	161.3	183.92	SDAF 22332	SDAF 332	22332	N 32	W 32	LER 225	LER 217	SR-38-32	19
7 7/16	209.1	231.72	6 7/16	172.72	195.34	SDAF 22334	SDAF 334	22334	N 34	W 34	LER 230	LER 220	SR-40-34	26
7 13/16	216.81	239.43	6 7/8	188.29	210.91	SDAF 22336	SDAF 336	22336	N 36	W 36	LER 234	LER 223	SR- 0-36	21
8 3/8	228.6	251.22	7 1/4	196.8	219.42	SDAF 22338	SDAF 338	22338	N 38	W 38	LER 240	LER 229	SR-44-38	22
8 3/4	238.12	260.74	7 5/8	209.1	231.72	SDAF 22340	SDAF 340	22340	N 40	W 40	LER 244	LER 233	SR- 0-40	23



SAF230K



SDAF230K

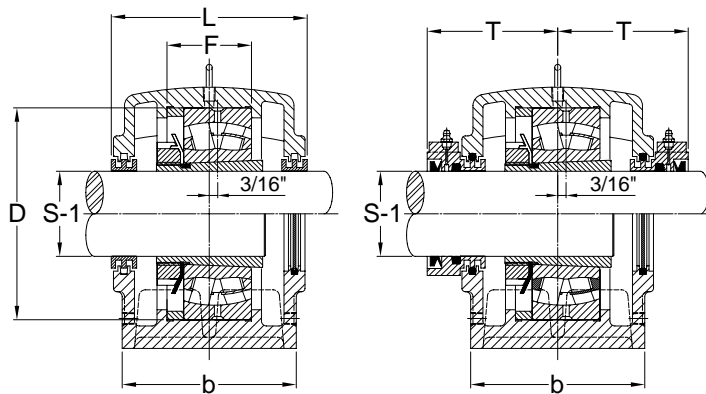


SERIES SAF 230K - HOUSING DIMENSIONS

Housing No. * †	A h13	B	b	G	E		E1	H	L	T	Bolts (No. Req'd)	Wt. in lbs. *	D H7	F	d2 (H12)	d3 (h12)
	in.	in.	in.	in.	Max. in.	Min. in.	in.	in.	in.	in.			mm	mm	mm	mm
SAF 024 K/4-3/16	4-1/2	15-1/4	4-3/8	1-3/4	13-1/8	11-5/8	2-3/8	8-3/4	6	4-7/16	(4)-3/4	47.5	180	65.6	113.8	132.84
SAF 026 K/4-7/16	4-15/16	16-1-2	4-3/4	2	14-1/2	12-5/8	2-3/4	9-5/8	6-1/2	4-19/32	(4)-3/4	56.0	200	71.6	121.74	140.8
SAF 028 K/4-15/16	5-1/4	16-1/2	4-3/4	2-1/8	14-1/2	13-1/4	2-3/4	10-1/4	7-3/8	5-1/32	(4)-3/4	68.7	210	72.6	132.84	151.9
SAF 030 K/5-3/16	6	18-3/8	5-1/8	2-3/8	16	14-5/8	3-1/4	11-9/16	8	5-11/32	(4)-7/8	106.9	225	75.6	142.88	161.93
SAF 032 K/5-7/16	6	18-3/8	5-1/8	2-3/8	16	14-5/8	3-1/4	11-9/16	8	5-13/32	(4)-7/8	125.4	240	79.6	146.05	171.45
SAF 034 K/5-15/16	6	20-1/8	5-7/8	2-3/8	17-1/8	16	3-3/8	11-3/4	7-5/8	5-5/32	(4)-1	119.9	260	86.6	161.12	186.52
SAF 036 K/6-7/16	6-11/16	22	6-1/4	2-5/8	19-1/4	17-3/8	3-3/4	13-1/2	8-3/4	5-23/32	(4)-1	171.6	280	93.6	172.2	197.6
SAF 038 K/6-15/16	7-11/16	22	6-1/4	2-5/8	19-1/4	17-3/8	3-3/4	13-1/2	8-3/4	5-23/32	(4)-1	167.3	290	94.6	187.54	212.94
SAF 040 K/7-3/16	7-1/16	24-3/4	6-3/4	2-3/4	21-5/8	19-3/8	4-1/4	14-3/8	9-5/8	6-7/32	(4)-1	192.9	310	101.6	192.28	217.68
SAF 044 K/7-15/16	7-7/8	28	7-1/2	3-1/8	24-3/8	21-5/8	4-1/2	15-7/8	10-5/8	6-23/32	(4)-1 1/4	304.4	340	109.6	211.84	237.24
SAF 048 K/8-7/16	8-1/4	29-1/2	8	3-3/8	25	22-1/2	5	16-1/2	11-1/4	7-11/16	(4)-1 1/4	270	360	111.6	258.71	284.11
SAF 048 K/8-1/2	8-1/4	29-1/2	8	3-3/8	25	22-1/2	5	16-1/2	11-1/4	7-11/16	(4)-1 1/4	270	360	111.6	258.71	284.11
SAF 048 K/8-15/16	8-1/4	29-1/2	8	3-3/8	25	22-1/2	5	16-1/2	11-1/4	7-11/16	(4)-1 1/4	270	360	111.6	258.71	284.11
SAF 048 K/9	8-1/4	29-1/2	8	3-3/8	25	22-1/2	5	16-1/2	11-1/4	7-11/16	(4)-1 1/4	270	360	111.6	258.71	284.11
SAF 052 K/9-7/16	8-1/2	32-3/4	8-3/4	3-3/4	27-7/8	24-3/4	5-1/4	18-5/8	12	8-1/16	(4)-1 1/2	450.4	400	123.6	254.7	280.1
SAF 052 K/9-1/2	8-1/2	32-3/4	8-3/4	3-3/4	27-7/8	24-3/4	5-1/4	18-5/8	12	8-1/16	(4)-1 1/2	450.4	400	123.6	254.7	280.1
SAF 056 K/9-15/16	9-7/8	34-1/4	9	4	29-1/2	26-1/4	5-1/2	20-3/16	12-1/4	8-1/8	(4)-1 1/2	507	420	125.6	280.7	306.1
SAF 056 K/10	9-7/8	34-1/4	9	4	29-1/2	26-1/4	5-1/2	20-3/16	12-1/4	8-1/8	(4)-1 1/2	507	420	125.6	280.7	306.1
SAF 056 K/10-7/16	9-7/8	34-1/4	9	4	29-1/2	26-1/4	5-1/2	20-3/16	12-1/4	8-1/8	(4)-1 1/2	507	420	125.6	280.7	306.1
SAF 056 K/10-1/2	9-7/8	34-1/4	9	4	29-1/2	26-1/4	5-1/2	20-3/16	12-1/4	8-1/8	(4)-1 1/2	507	420	125.6	280.7	306.1

SERIES SDAF 230K - HOUSING DIMENSIONS

Housing No. * †	A h13	B	b	G	E		E1	H	L	T	Bolts (No. Req'd)	Wt. in lbs. *	D H7	F	d2 (H12)	d3 (h12)
	in.	in.	in.	in.	Max. in.	Min. in.	in.	in.	in.	in.			mm	mm	mm	mm
SDAF 060K/10-15/16	12	38-1/4	14-3/4	3-3/8	33-1/2	32-3/4	9	23-7/16	14-1/2	9-3/16	(4)-1 5/8	876.9	460	127.8	291.92	325.35
SDAF 060K/11	12	38-1/4	14-3/4	3-3/8	33-1/2	32-3/4	9	23-7/16	14-1/2	9-3/16	(4)-1 5/8	876.9	460	127.8	291.92	325.35
SDAF 064K/11-7/16	12	38-1/4	14-3/4	3-3/8	33-1/2	32-3/4	9	23-7/16	15-1/2	9-11/16	(4)-1 5/8	880.0	460	130.8	319.02	352.45
SDAF 064K/11-1/2	12	38-1/4	14-3/4	3-3/8	33-1/2	32-3/4	9	23-7/16	15-1/2	9-11/16	(4)-1 5/8	880.0	480	130.8	319.02	325.45
SDAF 064K/11-15/16	12	38-1/4	14-3/4	3-3/8	33-1/2	32-3/4	9	23-7/16	15-1/2	9-11/16	(4)-1 7/8	880.0	480	130.8	319.02	325.45
SDAF 064K/12	12	38-1/4	14-3/4	3-3/8	33-1/2	32-3/4	9	23-7/16	15-1/2	9-11/16	(4)-1 5/8	880.0	480	130.8	319.02	325.45
SDAF 068K/12-7/16	12	39	15-3/4	4-3/16	33-1/2	32	10	24	15-3/4	9-13/16	(4)-1 7/8	1100	520	142.8	357.63	394.69
SDAF 068K/12-1/2	12	39	15-3/4	4-3/16	33-1/2	32	10	24	15-3/4	9-13/16	(4)-1 7/8	1100	520	142.8	357.63	394.69
SDAF 072K/12-15/16	12-13/16	41-3/4	15-3/4	4-1/2	36-1/2	35	10-1/2	25-3/4	16-1/4	10	(4)-1 7/8	1172	540	143.8	357.63	394.69
SDAF 072K/13	12-13/16	41-3/4	15-3/4	4-1/2	36-1/2	35	10-1/2	25-3/4	16-1/4	10	(4)-1 7/8	1172	540	143.8	357.63	394.69
SDAF 072K/13-7/16	12-13/16	41-3/4	15-3/4	4-1/2	36-1/2	35	10-1/2	25-3/4	16-1/4	10	(4)-1 7/8	1172	540	143.8	357.63	394.69
SDAF 072K/13-1/2	12-13/16	41-3/4	15-3/4	4-1/2	36-1/2	35	10-1/2	25-3/4	16-1/4	10	(4)-1 7/8	1172	540	143.8	357.63	394.69
SDAF 076K/13-15/16	12-13/16	41-3/4	15-3/4	4-1/2	36-1/2	35	10-1/2	25-3/4	16-1/4	10	(4)-1 7/8	1148	560	144.8	373.88	414.52
SDAF 076K/14	12-13/16	41-3/4	15-3/4	4-1/2	36-1/2	35	10-1/2	25-3/4	16-1/4	10	(4)-1 7/8	1148	560	144.8	373.88	414.52



TACONITE SEAL OPTION

NOTES:

* Basic housing does not include bearing and accessories. The weight is subject to change.

§ For float unit application, order 1-housing, 2-labyrinth seals, 1-adapter sleeve.
For fixed unit application, add 1-stabilizing ring to the above.

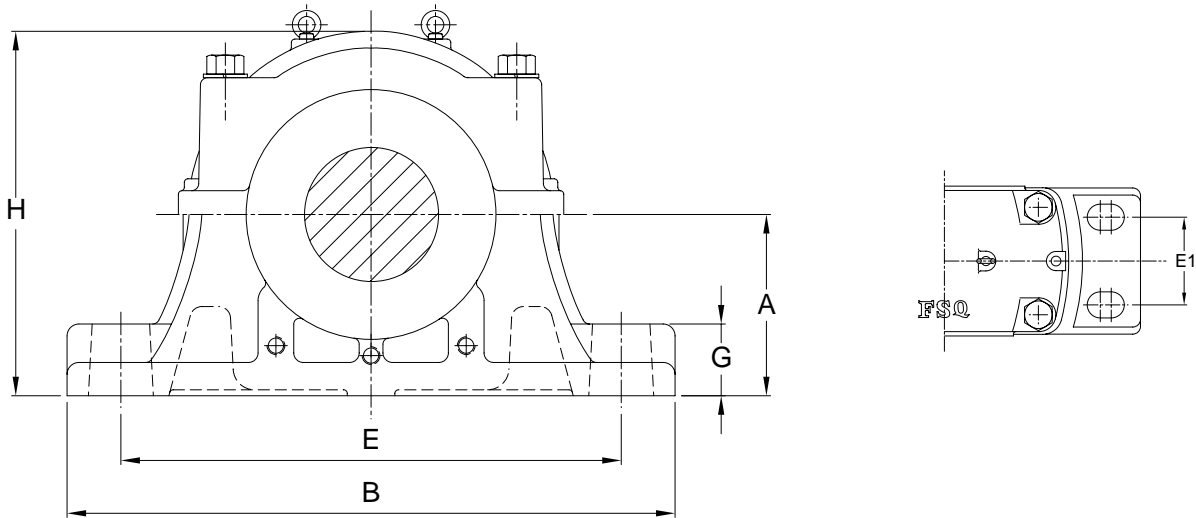
† Other shaft size are also available.

SERIES SAF 230K-PILLOW BLOCK PART NUMBERS

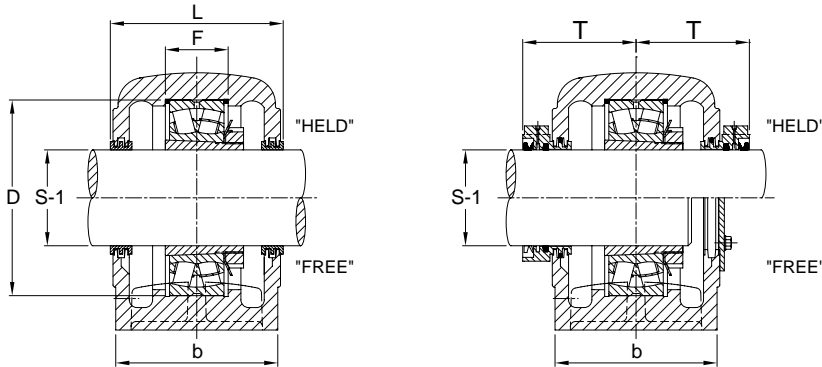
Shaft Dia. S-1 in.	Complete Pillow Block Number	Pillow block Housing Only	Bearing Number	Adapter Sleeve	Labyrinth Seal Ring (2 Req'd)	Stabilizing Ring (2 Req'd)	End Plug (EPR)
4-3/16	SAF 23024 K/4-3/16	SAF 024 K/4-3/16	23024 K	SNW 3024/4-3/16	LER 113	SR-20-17	14
4-7/16	SAF 23026 K/4-7/16	SAF 026 K/4-7/16	23026 K	SNW 3026/4-7/16	LER 117	SR-22-19	15
4-15/16	SAF 23028 K/4-15/16	SAF 028 K/4-15/16	23028 K	SNW 3028/4-15/16	LER 122	SR- 0-20	27
5-3/16	SAF 23030 K/5-3/16	SAF 030 K/5-3/16	23030 K	SNW 3030/5-3/16	LER 125	SR- 0-21	16
5-7/16	SAF 23032 K/5-7/16	SAF 032 K/5-7/16	23032 K	SNW 3032/5-7/16	LER 130	SR- 0-22	16
5-15/16	SAF 23034 K/5-15/16	SAF 034 K/5-15/16	23034 K	SNW 3034/5-15/16	LER 140	SR- 0-24	18
6-7/16	SAF 23036 K/6-7/16	SAF 036 K/6-7/16	23036 K	SNW 3036/6-7/16	LER 148	SR- 0-26	19
6-15/16	SAF 23038 K/6-15/16	SAF 038 K/6-15/16	23038 K	SNW 3038/6-15/16	LER 155	SR-32- 0	20
7-3/16	SAF 23040 K/7-3/16	SAF 040 K/7-3/16	23040 K	SNW 3040/7-3/16	LER 159	SR-34- 0	21
7-15/16	SAF 23044 K/7-15/16	SAF 044 K/7-15/16	23044 K	SNW 3044/7-15/16	LER 167	SR-38-32	23
8-7/16	SAF 23048 K/8-7/16	SAF 048 K/8-7/16	23048 K	SNP 3048/8-7/16	LER 550	A 8897	
8-1/2	SAF 23048 K/8-1/2	SAF 048 K/8-1/2	23048 K	SNP 3048/8-1/2	LER 551	A 8897	
8-15/16	SAF 23048 K/8-15/16	SAF 048 K/8-15/16	23048 K	SNP 3048	LER 552	A 8897	
9	SAF 23048 K/9	SAF 048 K/9	23048 K	SNP 3048/9	LER 513	A 8897	
9-7/16	SAF 23052 K/9-7/16	SAF 052 K/9-7/16	23052 K	SNP 3052	LER 553	A 8898	
9-1/2	SAF 23052 K/9-1/2	SAF 052 K/9-1/2	23052 K	SNP 3052/9-1/2	LER 178	A 8898	
9-15/16	SAF 23056 K/9-15/16	SAF 056 K/9-15/16	23056 K	SNP 3056/9-15/16	ER 751	A 8819	
10	SAF 23056 K/10	SAF 056 K/10	23056 K	SNP 3056/10	ER 705	A 8819	
10-7/16	SAF 23056 K/10-7/16	SAF 056 K/10-7/16	23056 K	SNP 3056	ER 745	A 8819	
10-1/2	SAF 23056 K/10-1/2	SAF 056 K/10-1/2	23056 K	SNP 3056/10-1/2	ER 710	A 8819	

SERIES SDAF 230K-PILLOW BLOCK PART NUMBER

Shaft Dia. S-1 in.	Complete Pillow Block Number	Pillow block Housing Only	Bearing Number	Adapter Sleeve	Labyrinth Seal Ring (2 Req'd)	Stabilizing Ring (1 Req'd)
10-15/16	SDAF 23060 K/10-15/16	SDAF 060 K/10-15/16	23060 K	SNP 3060	ER 858	A 8967
11	SDAF 23060 K/11	SDAF 060 K/11	23060 K	SNP 3060/11	ER 825	A 8967
11-7/16	SDAF 23064 K/11-7/16	SDAF 064 K/11-7/16	23064 K	SNP 3064/11-7/16	ER 861	A 8968
11-1/2	SDAF 23064 K/11-1/2	SDAF 064 K/11-1/2	23064 K	SNP 3064/11-1/2	ER 832	A 8968
11-15/16	SDAF 23064 K/11-15/16	SDAF 064 K/11-15/16	23064 K	SNP 3064	ER 859	A 8968
12	SDAF 23064 K/12	SDAF 064 K/12	23064 K	SNP 3064/12	ER 818	A 8968
12-7/16	SDAF 23068 K/12-7/16	SDAF 068 K/12-7/16	23068 K	SNP 3068	ER 865	A 8969
12-1/2	SDAF 23068 K/12-1/2	SDAF 068 K/12-1/2	23068 K	SNP 3068/12-1/2	ER 866	A 8969
12-15/16	SDAF 23072 K/12-15/16	SDAF 072 K/12-15/16	23072 K	SNP 3072/12-15/16	ER 869	A 8970
13	SDAF 23072 K/13	SDAF 072 K/13	23072 K	SNP 3072/13	ER 846	A 8970
13-7/16	SDAF 23072 K/13-7/16	SDAF 072 K/13-7/16	23072 K	SNP 3072	ER 872	A 8970
13-1/2	SDAF 23072 K/13-1/2	SDAF 072 K/13-1/2	23072 K	SNP 3072/13-1/2	ER 823	A 8970
13-15/16	SDAF 23076 K/13-15/16	SDAF 076 K/13-15/16	23076 K	SNP 3076	ER 875	A 8971
14	SDAF 23076 K/14	SDAF 076 K/14	23076 K	SNP 3076/14	ER 876	A 8971



Designations Complete Pillow Block * § †	A	B	b	G	E	E	E1	F	H	Static oil level	Blots	(No. Req'd)	T	D
	in	in	in	in	in	in	in	mm		K	L			(H7)
SDAF 23152 KA/9-7/16	10-1/4	35	13-1/8	3-3/4	30-1/2	29	8-3/4	163.6	20-7/8	3-1/8	14-1/4	(4)-1-5/8	8-3/4	440
SDAF 23156 KA/10-7/16	12	38-1/4	14-3/4	4	33-1/2	32-3/4	9	165.6	23-7/16	4-1/2	15-1/2	(4)-1-5/8	9-1/2	460
SDAF 23160 KA/10-15/16	12	38-1/4	14-3/4	4	33-1/2	32-3/4	9	179.6	23-7/16	3-7/8	15-1/2	(4)-1-5/8	9-1/2	500
SDAF 23164 KA/11-15/16	12-13/16	41-3/4	15-3/4	4-1/2	36-1/2	35	10-1/2	195.6	25-3/4	4-1/16	16-3/4	(4)-1-7/8	10-3/8	540
SDAF 23168 KA/12-7/16	14	43-3/4	17-3/4	5	38-1/4	36-3/4	10-3/4	209.6	27-7/8	4-5/8	18-3/4	(4)-2	11-1/4	580
SDAF 23172 KA/13-7/16	14-1/2	46	17-1/8	5-1/4	40-3/4	39-1/4	11	211.6	28-7/8	4-5/8	17-5/8	(4)-2	10-7/8	600
SDAF 23176 KA/13-15/16	14-1/2	46	17-1/8	5-1/4	40-3/4	39-1/4	11	213.6	28-7/8	4-9/32	17-5/8	(4)-2	10-7/8	620
SDAF 23180 KA/15	15-1/2	48-3/4	18-3/4	5-1/2	43-1/2	41-3/4	12-1/4	219.6	30-1/2	4-13/16	19-1/4	(4)-2-1/4	12	650
SDAF 23184 KA/15-3/4	17	53	21	5-1/2	46-1/8	44-3/8	14-1/2	243.6	33-3/4	5-19/32	21-3/4	(4)-2-1/4	13-1/4	700
SDAF 23188 KA/16-1/2	17	53	21	5-1/2	46-1/8	44-3/8	14-1/2	245.6	33-3/4	5-5/16	21-3/4	(4)-2-1/4	13-1/4	720
SDAF 23192 KA/17	18	54-1/4	21-5/8	5-3/4	48-7/8	47-1/8	15	259.6	35-3/4	5-7/16	22-1/4	(4)-2-1/2	13-1/2	760
SDAF 23196 KA/18	18	54-1/4	21-5/8	5-3/4	48-7/8	47-1/8	15	267.6	35-3/4	5-3/16	22-1/4	(4)-2-1/2	13-1/2	790



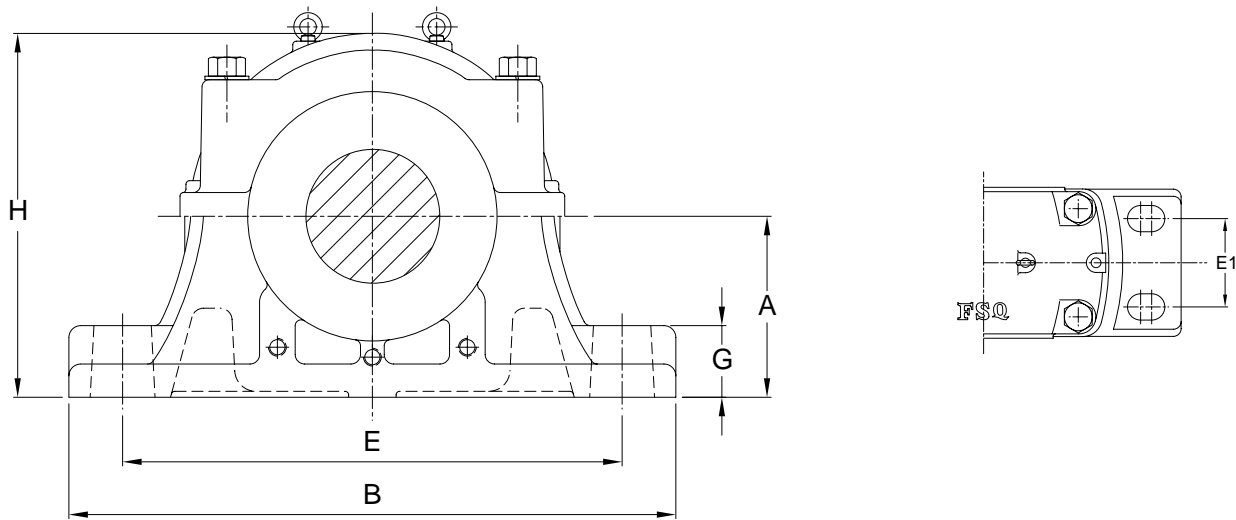
NOTES:

* Basic housing does not include bearing and accessories. The weight is subject to change.

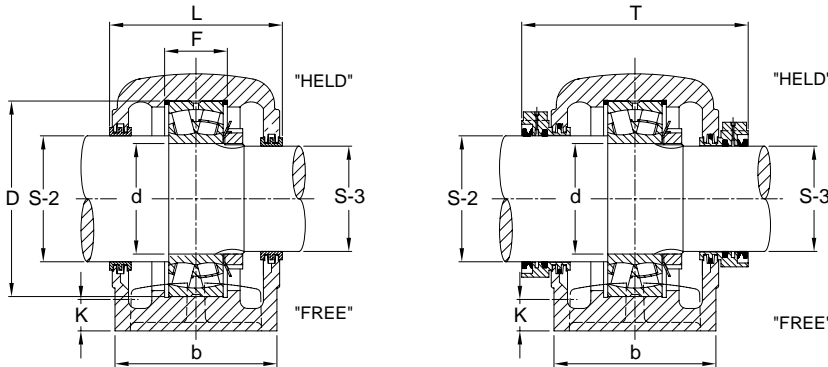
§ For float unit application, order 1-housing, 2-labyrinth seals, 1-adapter sleeve. For fixed unit application, add 1-stabilizing ring to the above.

† Other shaft size are also available.

Shaft dia. S-1 Standard Optional	Designations							
	Complete pillow block	Bearing	Bearing basic load rating dynamic C	ERF grease speed limit	Adapter Sleeve	Stab. ring (2 Req'd)	Triple ring seal (2 Req'd)	Net Weight
in								lb
9-7/16 / 9-1/2	SDAF 23152 KA 9-7/16	23152 CAK/W33	499 000	800	SNP3152/9-7/16	A5679	ER 891	850
10-7/16 / 10-1/2	SDAF 23156 KA 10-7/16	23156 CAK/W33	517 000	750	SNP3156/10-7/16	A8967	ER 973	1035
10-15/16 / 11	SDAF 23160 KA/10-15/16	23160 CAK/W33	634 000	670	SNP3160/10-15/16	A8975	ER 858	1075
11-15/16 / 12	SDAF 23164 KA/11-15/16	23164 CAK/W33	737 000	630	SNP3164/11-15/16	A8970	ER 900	1485
12-7/16 / 12-1/2	SDAF 23168 KA/12-7/16	23168 CAK/W33	827 000	600	SNP3168/12-7/16	A8977	ER 975	1985
13-7/16 / 13-1/2	SDAF 23172 KA/13-7/16	23172 CAK/W33	842 000	500	SNP3172/13-7/16	A8974	ER 872	2015
13-15/16 / 14	SDAF 23176 KA/13-15/16	23176 CAK/W33	841 000	400	SNP3176/13-15/16	A8978	ER 875	1995
14-15/16 / 15	SDAF 23180 KA/15	23180 CAK/W33	917 000	380	SNP3180/15	A8979	ER 976	2215
15-3/4 / -	SDAF 23184 KA/15-3/4	23184 CAK/W33	1 100 000	360	SNP3184/15-3/4	A8984	ER 907	3530
16-1/2 / -	SDAF 23188 KA/16-1/2	23188 CAK/W33	1 170 000	340	SNP3188/16-1/2	A8976	ER 958	3505
17 / -	SDAF 23192 KA/17	23192 CAK/W33	1 270 000	320	SNP3192/17	A9990	ER 838	4030
18 / -	SDAF 23196 KA/18	23196 CAK/W33	1 370 000	300	SNP3196/18	A8988	ER 888	4250



Designations Complete Pillow Block * § †	A	B	b	G	E		E1	F	H	Static oil level K	L	Blots (No Req'd)	T	D (H7)
	in	in	in	in	in	in	in	mm						
SDAF 23248	10-1/4	35	13-1/8	3-3/4	30-1/2	29	8-3/4	179.6	20-7/8	3-9/32	14-1/4	(4)-1-5/8	8-3/4	440
SDAF 23252	12	38-1/4	14-3/4	4	33-1/2	32-3/4	9	193.6	23-7/16	4-3/8	15-1/2	(4)-1-5/8	9-1/2	480
SDAF 23256	12	38-1/4	14-3/4	4	33-1/2	32-3/4	9	195.6	23-7/16	4	15-1/2	(4)-1-5/8	9-1/2	500
SDAF 23260	12-13/16	41-3/4	15-3/4	4-1/2	36-1/2	35	10-1/2	211.6	25-3/4	4-3/32	16-3/4	(4)-1-7/8	10-3/8	540
SDAF 23264	14	43-3/4	17-3/4	5	38-1/4	36-3/4	10-3/4	227.6	27-7/8	4-3/4	18-3/4	(4)-2	11-1/4	580
SDAF 23268	14-1/2	46	17-1/8	5-1/4	40-3/4	39-1/4	11	243.6	28-7/8	4-17/32	17-5/8	(4)-2	10-7/8	620
SDAF 23272	15-1/2	48-3/4	18-3/4	5-1/2	43-1/2	41-3/4	12-1/4	251.6	30-1/2	5-1/8	19-1/4	(4)-2-1/4	12	650
SDAF 23276	15-1/2	48-3/4	18-3/4	5-1/2	43-1/2	41-3/4	12-1/4	259.6	30-1/2	4-9/16	19-1/4	(4)-2-1/4	12	680
SDAF 23280	17	53	21	5-1/2	46-1/8	44-3/8	14-1/2	275.6	33-3/4	5-5/8	21-3/4	(4)-2-1/4	13-1/4	720
SDAF 23284	18	54-1/4	21-5/8	5-3/4	48-7/8	47-1/8	15	291.6	35-3/4	5-25/32	22-1/4	(4)-2-1/2	13-1/2	760
SDAF 23288	18	54-1/4	21-5/8	5-3/4	48-7/8	47-1/8	15	299.6	35-3/4	5-1/4	22-1/4	(4)-2-1/2	13-1/2	790



NOTES:

* Basic housing does not include bearing and accessories. The weight is subject to change.

§ For float unit application, order 1-housing, 2-labyrinth seals, 1-adapter sleeve. For fixed unit application, add 1-stabilizing ring to the above.

† Other shaft size are also available.

d	Shaft dia.		Designations										
	S-2	S-3	Complete pillow block	Bearing	Bearing basic load rating dynamic C	ERF grease speed limit	Lock-nut	Lock-washer	Pillow block housing	Stab. ring (2 Req'd)	Labyrinth Seal		Net Weight *
											S-2 shaft (1 Req'd)	S-3 shaft (1 Req'd)	
mm	in	in			lbs	r/min							lbs
240	10-1/2	9-3/16	SDAF 23248	23248 CA/W33	569 000	670	N 048	P 48	SDAF 3248	A5679	ER 840	ER 923	855
260	11-1/2	9-15/16	SDAF 23252	23252 CA/W33	634 000	630	N 052	P 52	SDAF 3252	A8968	ER 832	ER 845	1040
280	12-1/2	10-3/4	SDAF 23256	23256 CA/W33	634 000	600	N 056	P 56	SDAF 3256	A8975	ER 866	ER 826	1070
300	13	11-1/2	SDAF 23260	23260 CA/W33	621 000	530	N 060	P 60	SDAF 3260	A8970	ER 846	ER 856	1480
320	14	12-1/4	SDAF 23264	23264 CA/W33	866 000	500	N 064	P 64	SDAF 3264	A8977	ER 876	ER 983	1970
340	15	13	SDAF 23268	23268 CA/W33	1 050 000	430	N 068	P 68	SDAF 3268	A8978	ER 847	ER 846	2000
360	16	13-3/4	SDAF 23272	23272 CA/W33	1 050 000	400	N 072	P 72	SDAF 3272	A8979	ER 956	ER 981	2210
380	17	14-1/2	SDAF 23276	23276 CA/W33	1 140 000	380	N 076	P 76	SDAF 3276	A8980	ER 838	ER 984	2225
400	17-1/2	15-1/4	SDAF 23280	23280 CA/W33	1 290 000	340	N 080	P 80	SDAF 3280	A8976	ER 967	ER 895	3510
420	18-1/2	15-3/4	SDAF 23284	23284 CA/W33	1 420 000	320	N 084	P 84	SDAF 3284	A8990	ER 978	ER 907	3800
440	19-1/2	17	SDAF 23288	23288 CA/W33	1 510 000	320	N 088	P 88	SDAF 3288	A8988	ER 926	ER 838	3750

The BND housings are designed for grease lubrication.

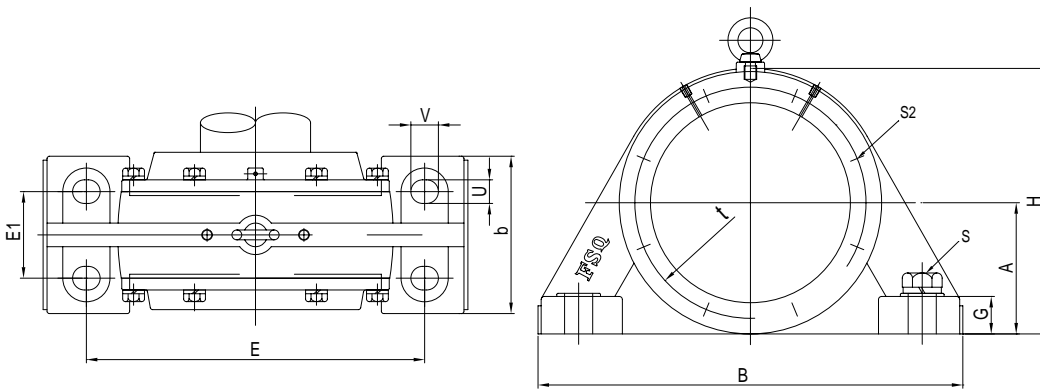
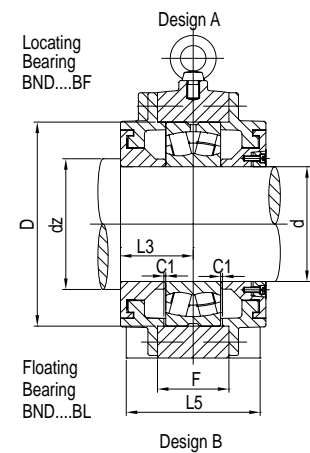
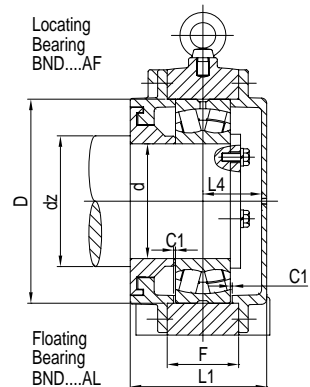
The standard material for the housing bodies is cast steel.

Housing bodies of spheroidal cast iron is available upon request.

Plummer block housings of series BND are sealed with labyrinths.

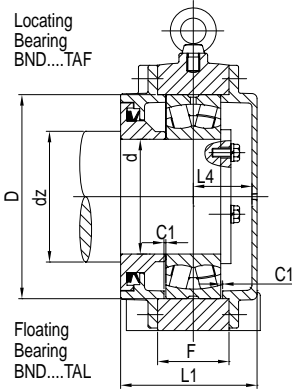
On request FSQ supply also Taconite seals (T) where a V ring is integrated in the labyrinth. The seals must be separately re-greaseable.

for bearings with cylindrical bore
(labyrinth seal)

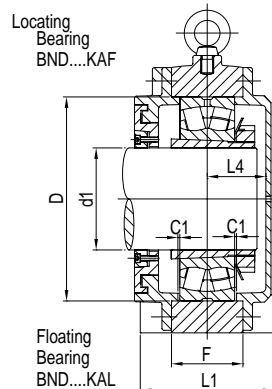


Housing No.	Shaft Dia				Dimensions mm										
	d	d1 mm	dc min	dz min	D	B	b	G	F	A	L1	L2	L3	L4	L5
BND2213	65	60	66	71	120	235	70	22	44	80	100	120	55	39	110
BND2215	75	65	71	81	130	285	85	35	45	90	105	125	55	44	110
BND2218	90	80	88	98	160	370	110	38	55	110	104	123	53	45	105
BND2220	100	90	98	108	180	400	120	40	65	130	141	168	78	57	156
BND2222	110	100	108	118	200	440	130	42	73	140	149.2	172	82.6	60	165.2
BND2224	120	110	118	128	215	470	140	42	77	150	143	168	74	61	148
BND2226	130	115	127	142	230	500	150	45	84	160	172	202	95	69	190
BND2228	140	125	137	152	250	530	160	50	88	170	166	196	88	70	176
BND2230	150	135	147	162	270	550	170	54	97	180	177	202	93.5	76	187
BND2232	160	140	152	172	290	600	180	58	106	190	189	226	103	78	206
BND2234	170	150	166	186	310	640	200	62	111	200	216	256	118	88	236
BND2236	180	160	176	196	320	680	210	65	112	210	214	248	114	92	228
BND2238	190	170	186	206	340	710	220	85	115	220	222	258	114	98	228
BND2240	200	180	196	216	360	780	240	75	128	235	230	269	123	99	246
BND2244	220	200	216	236	400	890	250	80	140	270	264	314	142	112	284
BND2248	240	220	236	256	440	900	250	90	150	290	268	311	138	120	276
BND2252	260	240	260	280	480	960	290	95	161	310	286	326	148	126	296
BND2256	280	260	280	300	500	1000	300	100	160	320	297	354	157	128	314
BND2260	300	280	300	320	540	1100	330	105	178	350	317	352	156	149	312
BND2264	320	300	320	340	580	1150	360	115	180	370	333	381	163	158	326
BND2268	340	320	344	364	580	1200	380	125	201	390	375	430	187.5	176	375
BND2272	360	340	364	384	600	1280	400	130	205	410	375	435	185	178	370
BND2276	380	360	384	404	620	1350	405	135	230	425	433	470	203	218	406
BND2280	400	380	404	424	650	1430	450	145	229	450	433	498	216.5	202	433
BND2284	420	400	430	450	700	1500	470	150	238	470	433	498	216.5	202	433

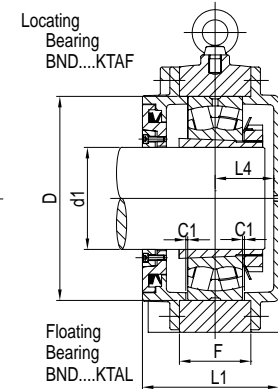
for bearings with cylindrical bore
(Taconite seal)



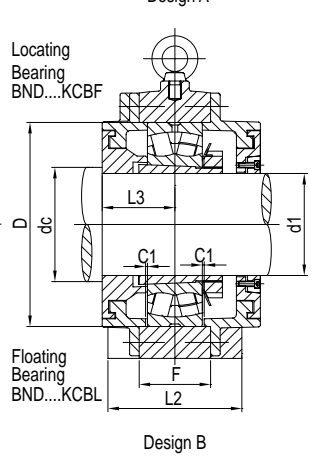
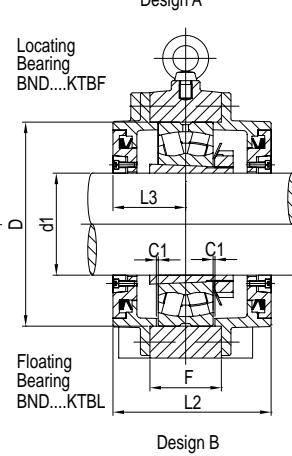
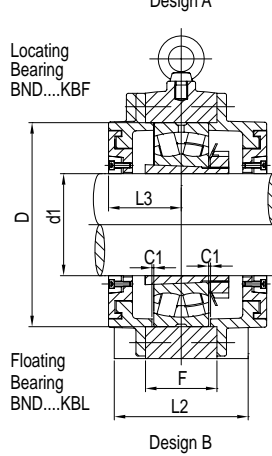
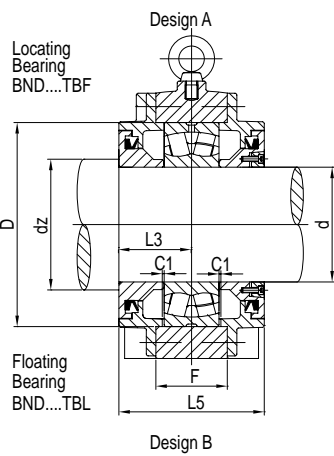
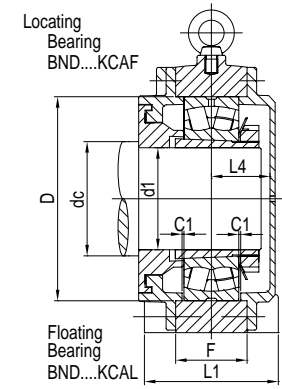
for bearings with tapered bore and
adapter sleeve(labyrinth seal)



for bearings with tapered bore
adapter sleeve(taconite seal)



for bearings with tapered bore and
adapter sleeve, and for shaft with
about shoulders(labyrinth seal)



H	E	E1	S2	S2 Q'ty	C1	t	U	V	Bolts S	Adapter Sleeve	Housing Weight (kg)	Bearing No.
155	185	40	M6	6	2	135	15	20	M10	H313	23	22213
180	225	45	M6	6	2	155	20	28	M16	H315	15	22215
220	290	60	M8	6	2	185	23	32	M20	H318	28	22218
255	320	65	M8	6	2.5	205	30	35	M24	H320	30	22220
280	350	70	M12	6	2.5	230	30	35	M24	H322	50	22222
300	370	75	M12	6	2.5	245	30	35	M24	H3124	58	22224
315	400	85	M12	6	3	260	30	35	M24	H3126	65	22226
345	430	85	M16	6	3	285	30	35	M24	H3128	70	22228
365	450	90	M16	6	3	305	36	45	M30	H3130	85	22230
385	490	105	M16	6	3	330	36	45	M30	H3132	100	22232
405	525	110	M16	8	3	350	36	45	M30	H3134	105	22234
425	550	120	M16	8	3	370	36	45	M30	H3136	130	22236
455	560	120	M16	8	3	380	42	52	M36	H3138	170	22238
475	640	140	M16	8	4	420	42	52	M36	H3140	185	22240
550	720	140	M20	8	4	455	42	52	M36	H3144X	290	22244
585	750	140	M20	8	4	510	42	52	M36	H3148X	315	22248
625	800	160	M20	8	3	535	42	52	M36	H3152X	370	22252
645	840	170	M24	8	4	555	42	52	M36	H3156X	420	22256
695	920	180	M24	8	4	600	56	75	M48	H3160	485	22260
745	960	200	M24	8	5	640	56	75	M48	H3164	600	22264
790	990	200	M30	8	5	680	64	85	M56	H3168	635	22268
820	1040	210	M30	8	5	710	72	90	M64	H3172	690	22272
865	1100	225	M30	8	5	745	72	90	M64	H3176	900	22276
900	1160	240	M30	8	5	790	72	90	M64	H3180	940	22280
950	1220	255	M30	8	5	835	72	90	M64	H3184	1055	22284

The BND housings are designed for grease lubrication.

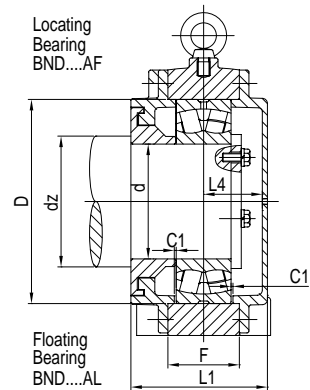
The standard material for the housing bodies is cast steel.

Housing bodies of spheroidal cast iron is available upon request.

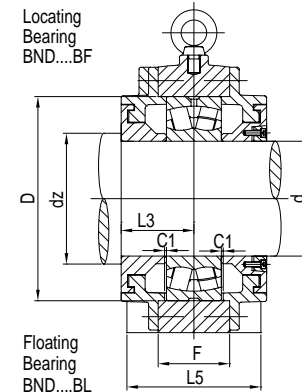
Plummer block housings of series BND are sealed with labyrinths.

On request FSQ supply also Taconite seals (T) where a V ring is integrated in the labyrinth. The seals must be separately re-greaseable.

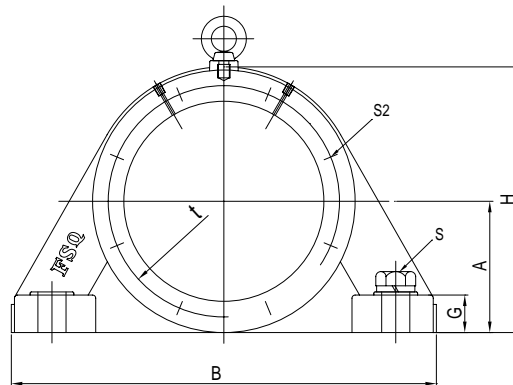
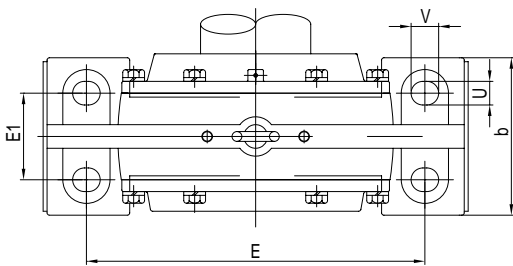
for bearings with cylindrical bore
(labyrinth seal)



Design A

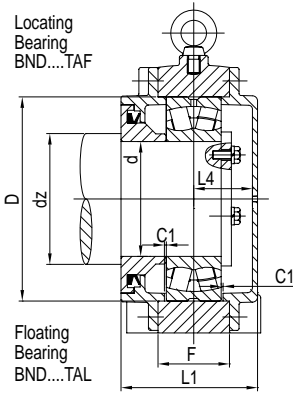


Design B



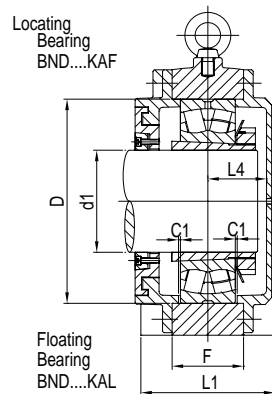
Housing No.	Shaft Dia				Dimensions mm										
	d	d1 mm	dc min	dz min	D	B	b	G	F	A	L1	L2	L3	L4	L5
BND3024	120	110	118	128	180	370	110	35	60	115	126	146	63	57	126
BND3026	130	115	123	138	200	410	120	38	70	130	133	156	68	59	136
BND3028	140	125	133	148	210	430	130	40	70	140	136	156	68	61	136
BND3030	150	135	143	158	225	455	140	42	80	145	149	176	78	64	156
BND3032	160	140	148	168	240	480	150	45	85	155	156	181	78	71	156
BND3034	170	150	158	178	260	510	160	50	90	165	166	191	83	75	166
BND3036	180	160	168	188	280	540	170	52	100	180	176	201	88	80	176
BND3038	190	170	178	198	290	570	180	55	105	185	181	211	93	80	186
BND3040	200	180	188	208	310	600	190	60	110	200	196	226	98	90	196
BND3044	220	200	212	232	340	640	200	65	115	215	206	241	103	95	206
BND3048	240	220	232	252	360	680	210	70	120	225	216	251	108	100	216
BND3052	260	240	256	276	400	720	220	75	130	250	226	261	113	103	226
BND3056	280	260	276	296	420	760	240	80	135	260	236	281	118	108	236
BND3060	300	280	296	316	460	820	250	85	140	285	261	296	128	121	256
BND3064	320	300	316	336	480	860	260	90	150	295	266	311	133	123	266
BND3068	340	320	340	360	520	900	270	95	160	315	276	311	133	132	266
BND3072	360	340	360	380	540	960	280	100	170	330	290	325	140	138	280
BND3076	380	360	380	400	560	1000	300	105	160	340	294	329	142	141	284
BND3080	400	380	400	420	600	1060	320	110	175	360	310	355	150	145	300
BND3084	420	400	420	440	620	1100	340	115	180	375	310	350	150	149	300

for bearings with cylindrical bore
(Taconite seal)



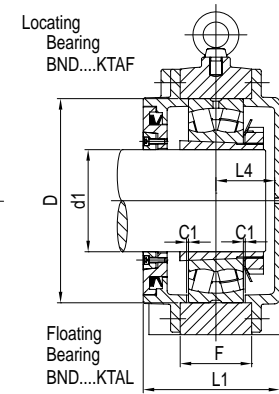
Design A

for bearings with tapered bore and
adapter sleeve(labyrinth seal)



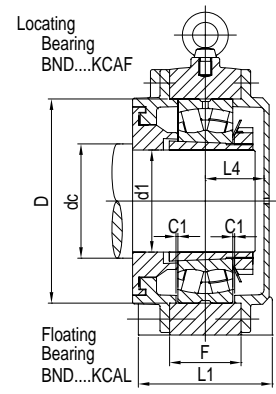
Design A

for bearings with tapered bore
adapter sleeve(taconite seal)

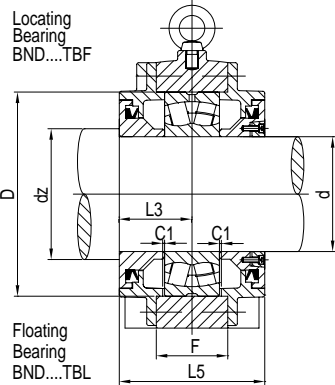


Design A

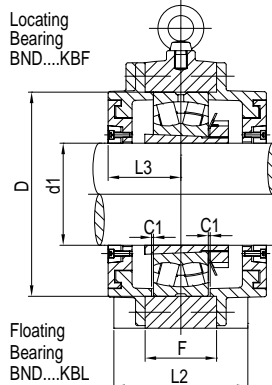
for bearings with tapered bore and
adapter sleeve,and for shaftt with
about shoulders(labyrinth seal)



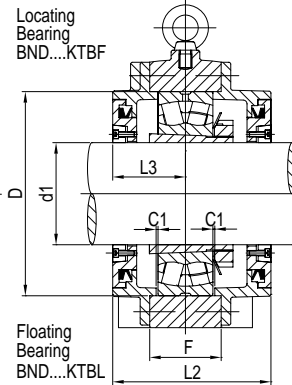
Design A



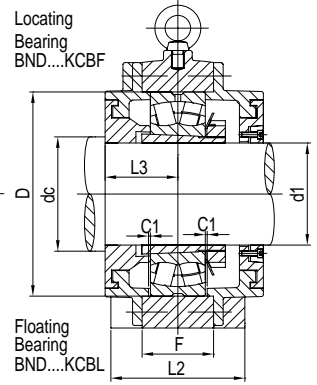
Design B



Design B



Design B



Design B

H	E	E1	S2	S2 Q'ty	C1	t	U	V	Bolts S	Adapter Sleeve	Housing Weight (kg)	Bearing No.
230	300	60	M8	8	2.5	205	25	35	M20	H3024	20	23024
260	340	60	M10	8	2	225	25	35	M20	H3026	30	23026
275	360	70	M10	8	3	240	30	35	M24	H3028	35	23028
290	370	80	M12	8	3	250	30	35	M24	H3030	40	23030
310	390	90	M12	8	3	265	30	35	M24	H3032	45	23032
330	420	95	M12	8	2	285	36	45	M30	H3034	70	23034
360	450	100	M12	8	3	310	36	45	M30	H3036	70	23036
370	480	105	M12	8	3	325	36	45	M30	H3038	80	23038
400	510	110	M16	8	3	340	36	45	M30	H3040	95	23040
430	540	115	M16	8	3	375	42	52	M36	H3044X	100	23044
455	560	120	M16	8	4	400	42	52	M36	H3048	130	23048
500	600	130	M16	8	4	440	42	52	M36	H3052X	160	23052
520	630	140	M16	8	4	460	42	52	M36	H3056	180	23056
570	690	150	M16	8	4	510	42	52	M36	H3060	220	23060
590	730	160	M16	8	4	530	42	52	M36	H3064	250	23064
630	770	170	M20	8	5	565	42	52	M36	H3068	300	23068
660	820	180	M20	8	5	590	42	52	M36	H3072	330	23072
680	840	190	M20	8	7	610	56	52	M48	H3076	360	23076
720	900	210	M20	8	7	650	56	75	M48	H3080	400	23080
755	940	210	M20	8	7	670	56	75	M48	H3084	435	23084

The BND housings are designed for grease lubrication.

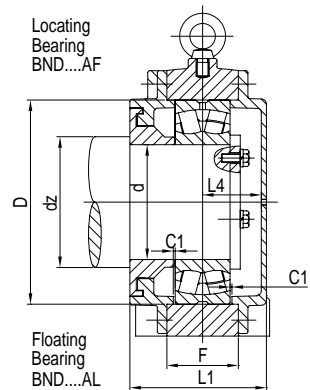
The standard material for the housing bodies is cast steel.

Housing bodies of spheroidal cast iron is available upon request.

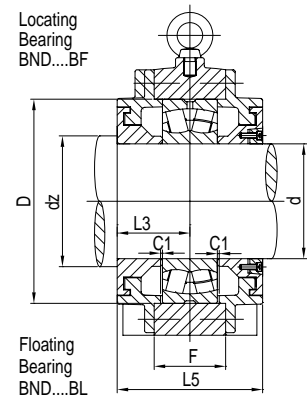
Plummer block housings of series BND are sealed with labyrinths.

On request FSQ supply also Taconite seals (T) where a V ring is integrated in the labyrinth. The seals must be separately re-greaseable.

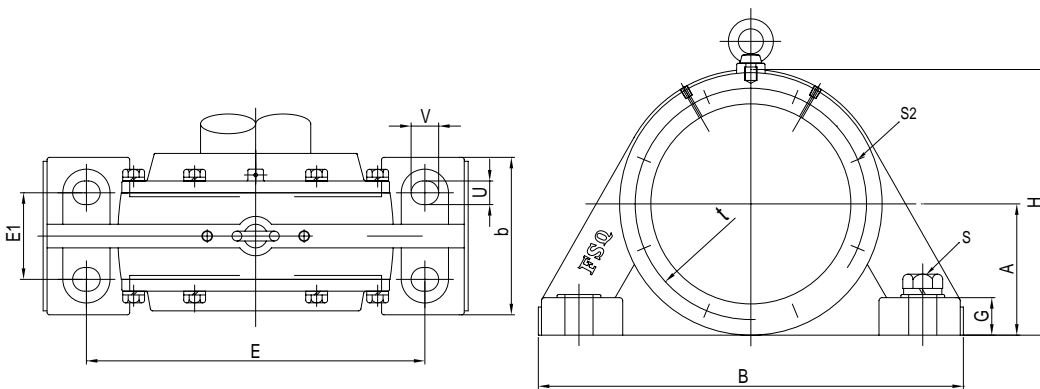
for bearings with cylindrical bore
(labyrinth seal)



Design A

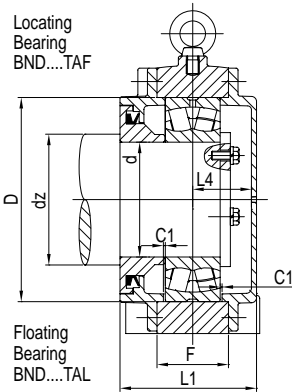


Design B



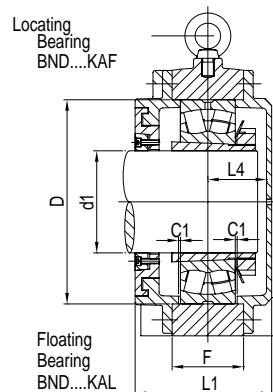
Housing No.	Shaft Dia				Dimensions mm										
	d	d1 mm	dc min	dz min	D	B	b	G	F	A	L1	L2	L3	L4	L5
BND3122	110	100	108	118	180	400	140	40	80	130	146	171	78	62	156
BND3124	120	110	118	128	210	410	150	40	85	140	160	180	80	74	160
BND3126	130	115	123	138	225	430	150	40	90	145	165	190	85	72	170
BND3128	140	125	133	148	250	470	160	45	95	155	170	190	85	77	170
BND3130	150	135	143	158	270	580	200	60	102	170	186	206	93	85	186
BND3132	160	140	148	168	280	540	200	55	110	180	200	230	105	87	210
BND3134	170	150	158	178	300	570	200	55	120	190	215	250	115	90	230
BND3136	180	160	172	192	320	600	200	58	125	200	220	250	115	95	230
BND3138	190	170	182	202	320	600	210	65	130	210	232	266	123	98	246
BND3140	200	180	192	212	340	710	220	85	135	220	242	278	124	108	248
BND3144	220	200	216	236	370	780	240	75	150	235	252	291	134	110	268
BND3148	240	220	236	256	400	890	250	80	160	270	284	334	152	122	304
BND3152	260	240	256	276	440	900	250	90	174	290	292	335	150	132	300
BND3156	280	260	280	300	460	900	250	90	176	290	294	337	151	133	302
BND3160	300	280	300	320	500	1000	300	100	190	320	327	384	172	143	344
BND3164	320	300	320	340	540	1150	300	100	210	350	359	412	186	161	372
BND3168	340	320	340	360	580	1150	360	115	220	370	373	421	183	178	366
BND3172	360	340	360	380	600	1200	370	115	225	380	400	450	200	188	400
BND3176	380	360	380	400	620	1200	380	125	230	390	404	459	202	190	404
BND3180	400	380	404	424	650	1280	400	130	235	410	405	465	200	193	400
BND3184	420	400	424	444	700	1350	420	135	260	450	440	510	210	215	420

for bearings with cylindrical bore
(Taconite seal)



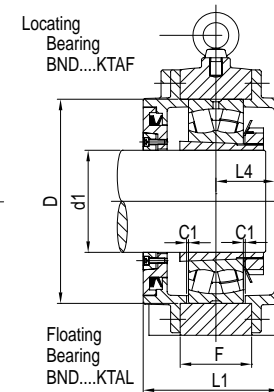
Design A

for bearings with tapered bore and
adapter sleeve(labyrinth seal)



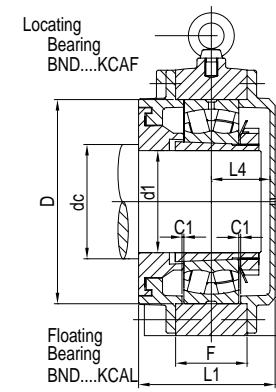
Design A

for bearings with tapered bore
adapter sleeve(taconite seal)

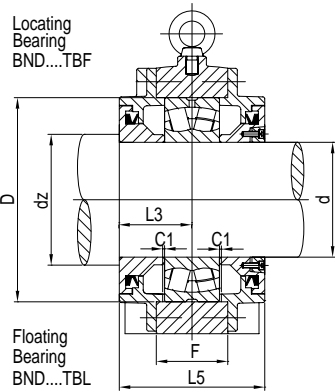


Design A

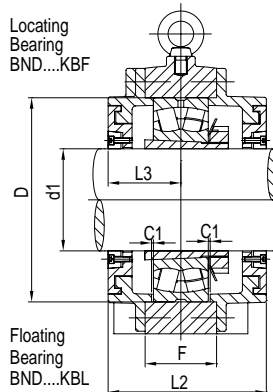
for bearings with tapered bore and
adapter sleeve, and for shaft with
aboutment shoulders(labyrinth seal)



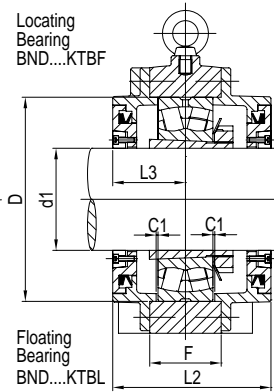
Design A



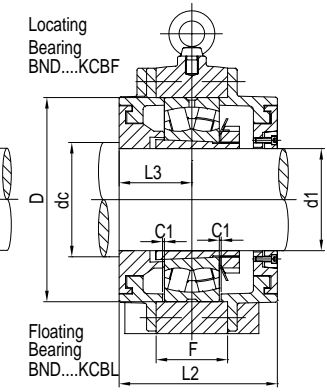
Design B



Design B



Design B



Design B

H	E	E1	S2	S2 Q'ty	C1	t	U	V	Bolts S	Adapter Sleeve	Housing Weight (kg)	Bearing No.
263	300	80	M12	8	2.5	215	25	35	M20	H3122	40	23122
280	330	80	M12	8	2.5	235	25	35	M20	H3124	50	23124
295	350	80	M12	8	3	245	25	35	M20	H3126	55	23126
315	380	85	M12	8	3	270	25	35	M20	H3128	60	23128
345	450	110	M12	8	2	285	30	35	M24	H3130	70	23130
360	430	110	M16	8	3	310	30	35	M24	H3132	80	23132
380	470	110	M12	8	3	330	36	45	M30	H3134	100	23134
395	490	105	M16	8	3	350	36	45	M30	H3136	110	23136
425	550	120	M16	8	3	370	36	45	M30	H3138	125	23138
455	560	120	M16	8	3	380	42	52	M36	H3140	170	23140
475	640	140	M16	8	4	420	42	52	M36	H3144X	190	23144
550	720	140	M20	8	4	455	42	52	M36	H3148X	280	23148
585	750	140	M20	8	4	510	42	52	M36	H3152X	310	23152
585	750	140	M20	8	4	510	42	52	M36	H3156X	335	23156
645	840	170	M24	8	4	555	42	52	M36	H3160	400	23160
700	940	160	M24	8	4	590	42	52	M48	H3168	520	23168
760	1000	200	M24	8	4	650	56	75	M48	H3172	600	23172
790	1000	200	M30	8	5	680	64	85	M56	H3176	720	23176
820	1040	210	M30	8	5	710	72	90	M64	H3180	750	23180
900	1100	210	M30	8	7	760	64	90	M56	H3184	950	23184

The BND housings are designed for grease lubrication.

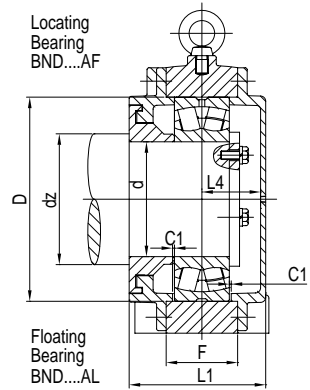
The standard material for the housing bodies is cast steel.

Housing bodies of spheroidal cast iron is available upon request.

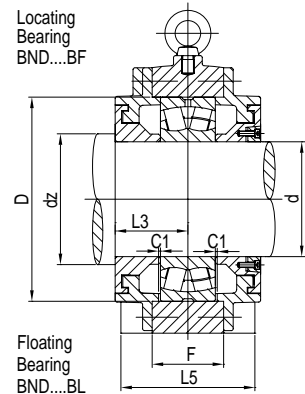
Plummer block housings of series BND are sealed with labyrinths.

On request FSQ supply also Taconite seals (T) where a V ring is integrated in the labyrinth. The seals must be separately re-greaseable.

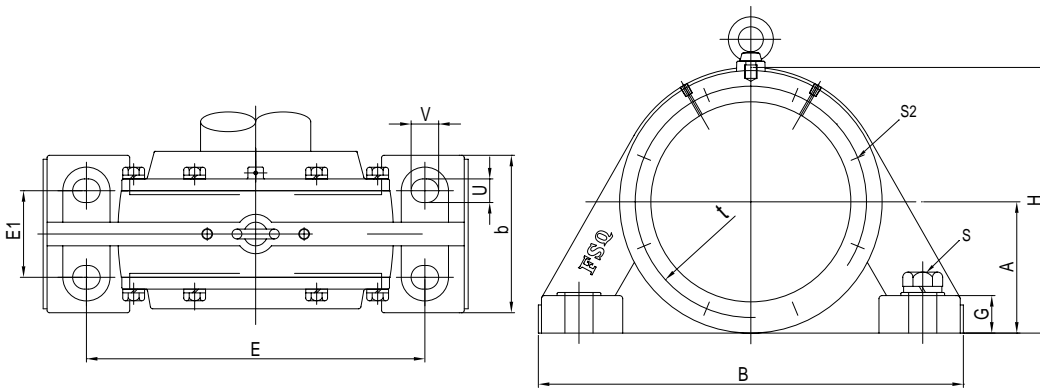
for bearings with cylindrical bore
(labyrinth seal)



Design A

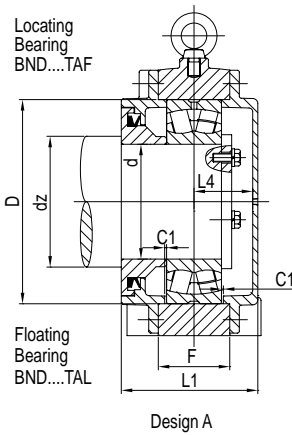


Design B

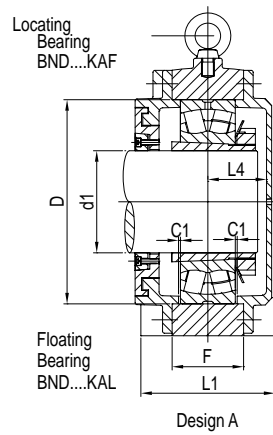


Housing No.	Shaft Dia				Dimensions mm										
	d	d1 mm	dc min	dz min	D	B	b	G	F	A	L1	L2	L3	L4	L5
BND3222	110	100	108	118	200	440	130	42	89.8	140	166	194	91	68	182
BND3224	120	110	118	128	215	470	140	42	95	150	161	186	83	70	166
BND3226	130	115	127	142	230	500	150	45	100	160	188	218	103	77	208
BND3228	140	125	137	152	250	530	160	50	108	170	186	216	98	80	196
BND3230	150	135	147	162	270	550	170	54	120	180	200	225	105	87	210
BND3232	160	140	152	172	290	600	180	58	130	190	213	250	115	90	230
BND3234	170	150	166	186	310	640	200	62	135	200	240	280	130	100	260
BND3236	180	160	176	196	320	680	210	65	138	210	240	274	127	105	254
BND3238	190	170	186	206	340	710	220	85	143	220	250	286	128	112	256
BND3240	200	180	196	216	360	780	240	75	158	235	260	299	138	114	276
BND3244	220	200	216	236	400	850	250	80	175	260	279	329	147	122	294
BND3248	240	220	236	256	440	900	250	90	190	290	308	351	158	140	316
BND3252	260	240	260	280	480	960	290	95	205	310	330	370	170	148	340
BND3256	280	260	280	300	500	1000	300	100	206	320	343	400	180	151	360
BND3260	300	280	300	320	540	1100	330	105	230	350	369	404	182	175	364
BND3264	320	300	320	340	580	1150	360	115	238	370	391	439	192	187	384
BND3268	340	320	344	364	580	1200	380	125	260	390	434	489	217	205	434
BND3272	360	340	364	384	650	1280	400	130	267	410	437	497	216	209	432
BND3276	380	360	384	404	680	1350	405	135	295	425	489	529	232	244	464
BND3280	400	380	404	424	720	1430	450	145	300	450	504	569	252	237	504
BND3284	420	400	430	450	760	1500	470	150	315	470	510	575	255	240	510

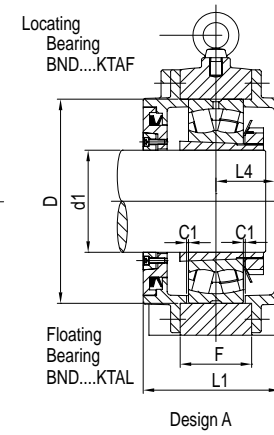
for bearings with cylindrical bore
(Taconite seal)



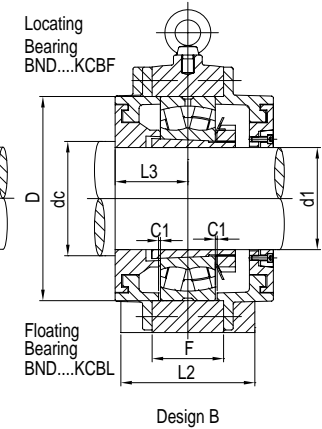
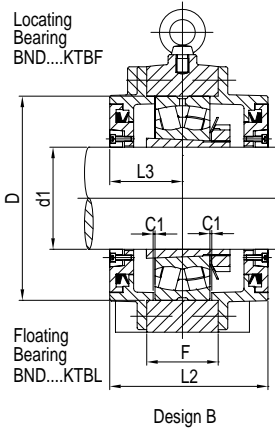
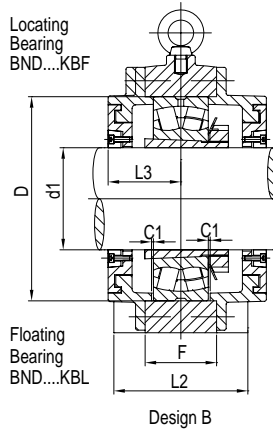
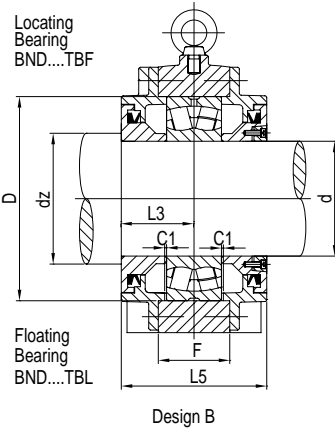
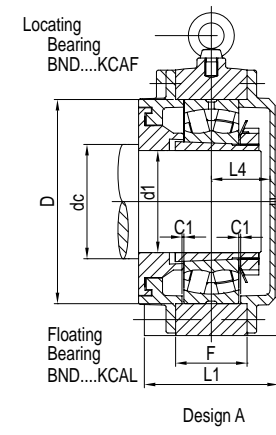
for bearings with tapered bore and
adapter sleeve(labyrinth seal)



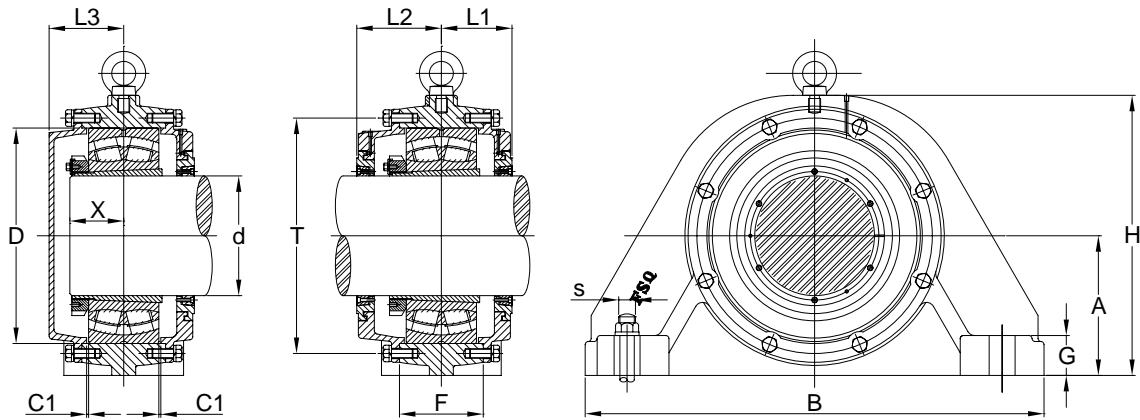
for bearings with tapered bore
adapter sleeve(taconite seal)



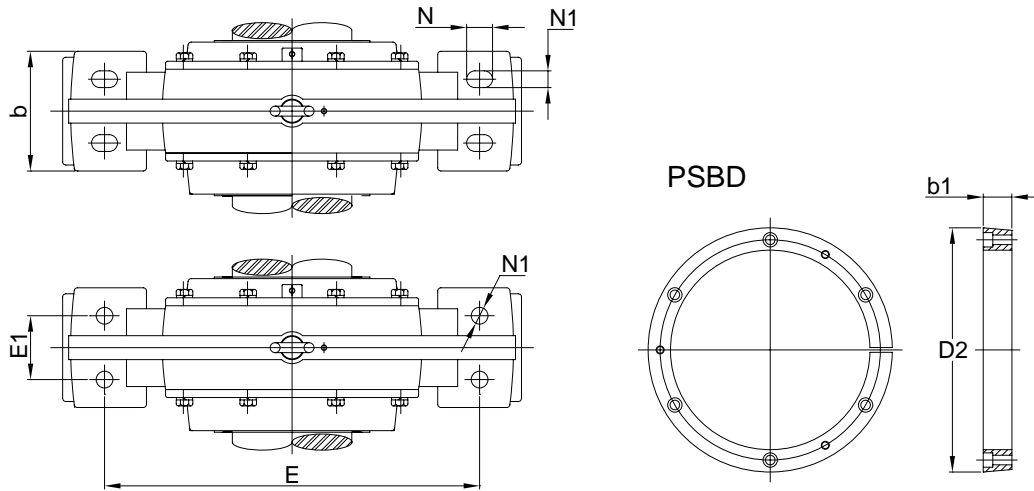
for bearings with tapered bore and
adapter sleeve,and for shaft with
aboutment shoulders(labyrinth seal)



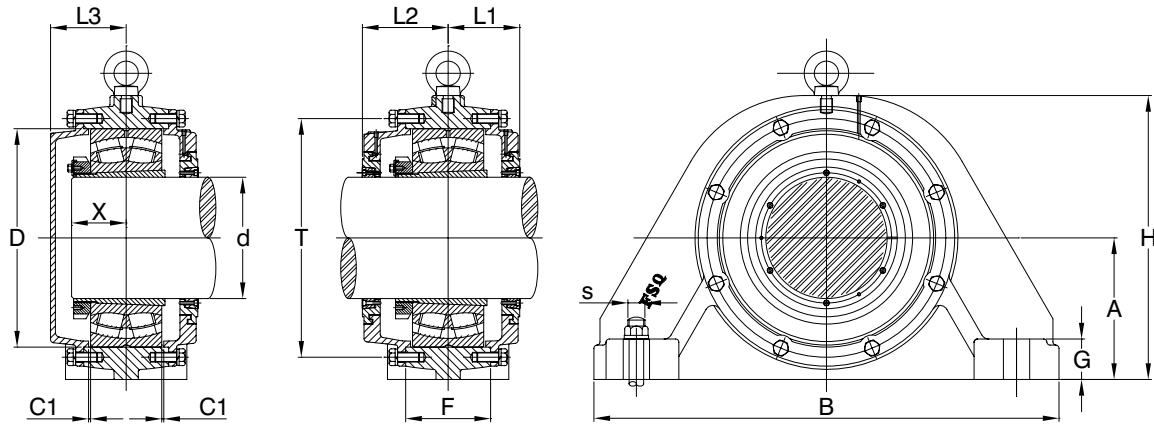
H	E	E1	S2	S2 Q'ty	C1	t	U	V	Bolts S	Adapter Sleeve	Housing Weight (kg)	Bearing No.
280	350	70	M12	6	2.5	230	30	35	M24	H2322	35	23222
300	370	75	M12	6	2.5	245	30	35	M24	H2324	40	23224
315	400	85	M12	6	3	260	30	35	M24	H2326	50	23226
345	430	85	M16	6	3	285	30	35	M24	H2328	65	23228
365	450	90	M16	6	3	305	36	45	M30	H2330	75	23230
385	490	105	M16	6	3	330	36	45	M30	H2332	90	23232
405	525	110	M16	8	3	350	36	45	M30	H2334	120	23234
425	550	120	M16	8	3	370	36	45	M30	H2336	140	23236
455	560	120	M16	8	3	380	42	52	M36	H2338	170	23238
475	640	140	M16	8	4	420	42	52	M36	H2340	205	23240
525	700	140	M20	8	4	445	42	52	M36	H2344X	240	23244
585	750	140	M20	8	4	510	42	52	M36	H2348X	330	23248
625	800	160	M20	8	3	535	42	52	M36	H2352X	380	23252
645	840	170	M24	8	4	555	42	52	M36	H2356X	490	23256
705	920	180	M24	8	4	600	56	75	M48	H3260	570	23260
745	960	200	M24	8	5	640	56	75	M48	H3264	665	23264
790	990	200	M30	8	5	680	64	85	M56	H3268	755	23268
820	1040	210	M30	8	5	710	72	90	M64	H3272	950	23272
860	1100	225	M30	8	5	745	72	90	M64	H3276	1100	23276
900	1160	240	M30	8	5	790	72	90	M64	H3280	1205	23280
950	1220	255	M30	8	5	835	72	90	M64	H3284	1310	23284



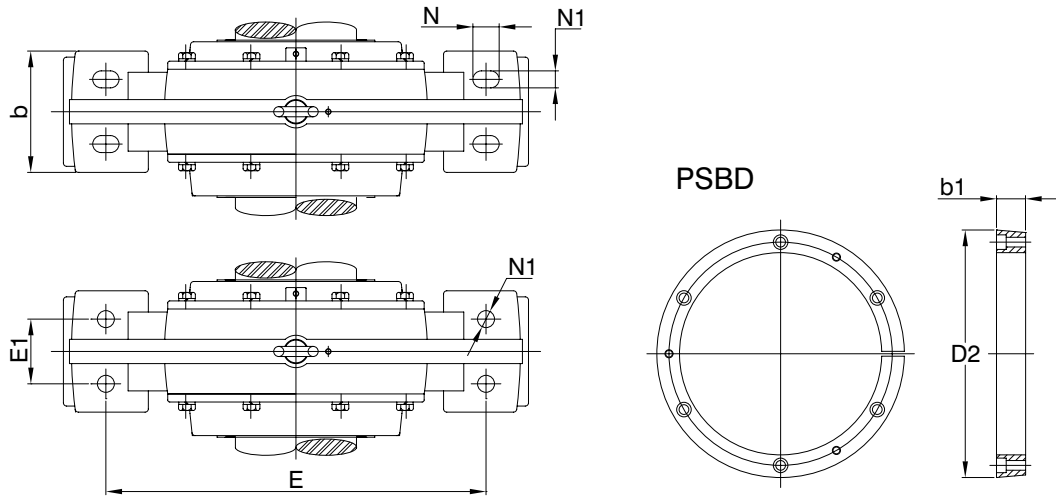
Housing No.	Shaft Dia. d	Dimensions mm														
		D	B	b	G	F	A	L1	L2	L3	H	E	E1	T	S	N
																P.C.D
SBD 2220	90	180	370	110	35	56	115	70	85	63	230	300	60	195	M20	-
SBD 3122	100	180	400	150	40	80	130	81	102	83	270	300	80	215	M20	35
SBD 2222		200	410	120	38	64	130	78	90	68	260	340	60	215	M20	-
SBD 3222		200	440	130	42	90	140	91	103	76	285	350	70	230	M24	-
SBD 3024		180	370	110	35	56	115	63	83	63	230	300	60	195	M20	-
SBD 3124	110	200	410	140	40	85	140	76	93	78	285	330	80	230	M20	35
SBD 2224		215	430	130	40	70	140	80.5	95.5	68	275	360	70	230	M24	-
SBD 3224		215	470	140	42	95	150	93	108	78	305	370	75	245	M24	35
SBD 3026		200	410	120	38	64	130	68	88	68	260	340	60	215	M20	-
SBD 3126	115	210	430	140	40	90	145	80	100	80	295	350	80	240	M20	35
SBD 2226		230	455	140	42	76	145	88	98	70	290	370	80	245	M24	-
SBD 3226		230	500	150	45	100	160	103	108	78	325	400	85	260	M24	40
SBD 3028		210	430	130	40	70	140	68	88	68	275	360	70	230	M24	-
SBD 3128	125	225	470	150	45	95	155	85	110	85	315	380	85	260	M20	35
SBD 2228		250	510	160	50	82	165	94	104	83	330	420	95	275	M30	-
SBD 3228		250	530	160	50	110	170	108	118	88	350	430	85	285	M24	40
SBD 3030		225	455	140	42	76	145	73	94	70	290	370	80	245	M24	-
SBD 3130	135	250	580	200	60	102	170	93	113	93	345	450	110	285	M30	45
SBD 2230		270	540	170	52	90	180	98	108	88	360	450	100	300	M30	-
SBD 3230		270	550	170	54	120	180	113	123	93	375	450	90	305	M30	45
SBD 3032		240	480	150	45	76	155	78	98	76	310	390	90	260	M24	-
SBD 3132	140	270	540	200	55	110	180	98	123	98	368	430	110	310	M24	40
SBD 2232		290	570	180	55	96	185	101	116	88	370	480	105	315	M30	-
SBD 3232		290	600	180	58	130	190	118	133	98	395	490	105	330	M30	-
SBD 3034		260	510	160	50	82	165	78	103	83	330	420	95	280	M30	-
SBD 3134	150	280	570	200	60	120	190	113	136	112	395	470	110	330	M30	45
SBD 2234		310	600	190	60	104	200	112.5	127.5	97	400	510	110	335	M30	-
SBD 3234		310	640	200	62	135	200	128	143	103	410	525	110	345	M30	45



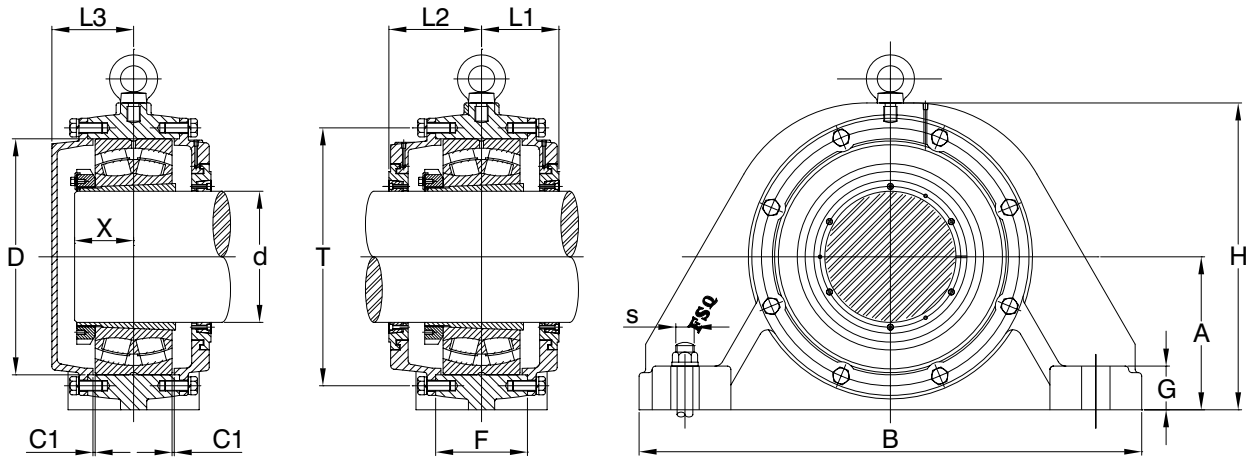
			Bearing No.	Adapter Sleeve	Weight		Adapter Ring Designation	Dimensions		Housing No.
N1	X	C1			A	B		D2	b1	
					(kg)	(kg)				
24	45	2	22220 CCK/W33	H 320	23	25	PSBD 90	118	18	SBD 2220
25	52	2	23122 CCK/W33	H 3122	40	45	PSBD 100	128	18	SBD 3122
24	50	2	22222 CCK/W33	H 322	37	40	PSBD 100	128	18	SBD 2222
28	60	2	23222 CCK/W33	H 2322	46	50	PSBD 100	128	18	SBD 3222
24	48	2	23024 CCK/W33	H 3024	19	20	PSBD 110	138	18	SBD 3024
25	56	2	23124 CCK/W33	H 3124	45	50	PSBD 110	138	18	SBD 3124
28	55	3	22224 CCK/W33	H 3124	43	46	PSBD 110	138	18	SBD 2224
30	64	2	23224 CCK/W33	H 2324	50	55	PSBD 110	138	18	SBD 3224
24	52	2	23026 CCK/W33	H 3026	28	30	PSBD 115	143	18	SBD 3026
25	58	2	23126 CCK/W33	H 3126	50	55	PSBD 115	138	18	SBD 3126
28	57	3	22226 CCK/W33	H 3126	52	56	PSBD 115	138	18	SBD 2226
30	66	2	23226 CCK/W33	H 2326	60	65	PSBD 115	138	18	SBD 3226
28	54	3	23028 CCK/W33	H 3028	32	35	PSBD 125	153	18	SBD 3028
25	62	2	23128 CCK/W33	H 3128	58	65	PSBD 125	153	18	SBD 3128
35	62	3	22228 CCK/W33	H 3128	65	70	PSBD 125	153	18	SBD 2228
30	72	3	23228 CCK/W33	H 2328	74	80	PSBD 125	153	18	SBD 3228
28	56	3	23030 CCK/W33	H 3030	37	40	PSBD 135	170	20	SBD 3030
35	70	3	23130 CCK/W33	H 3130	78	85	PSBD 135	170	20	SBD 3130
35	66	3	22230 CCK/W33	H 3130	77	82	PSBD 135	170	20	SBD 2230
35	78	3	23230 CCK/W33	H 2330	87	95	PSBD 135	170	20	SBD 3230
28	62	3	23032 CCK/W33	H 3032	41	45	PSBD 140	175	20	SBD 3032
30	75	3	23132 CCK/W33	H 3132	90	100	PSBD 140	170	20	SBD 3132
35	72	3	22232 CCK/W33	H 3132	90	96	PSBD 140	170	20	SBD 2232
35	84	3	23232 CCK/W33	H 2332	100	110	PSBD 140	170	20	SBD 3232
35	66	3	23034 CCK/W33	H 3034	50	55	PSBD 150	185	20	SBD 3034
35	78	3	23134 CCK/W33	H 3134	100	110	PSBD 150	185	20	SBD 3134
35	75	4	22234 CCK/W33	H 3134	103	110	PSBD 150	185	20	SBD 2234
35	88	3	23234 CCK/W33	H 2334	130	140	PSBD 150	185	20	SBD 3234



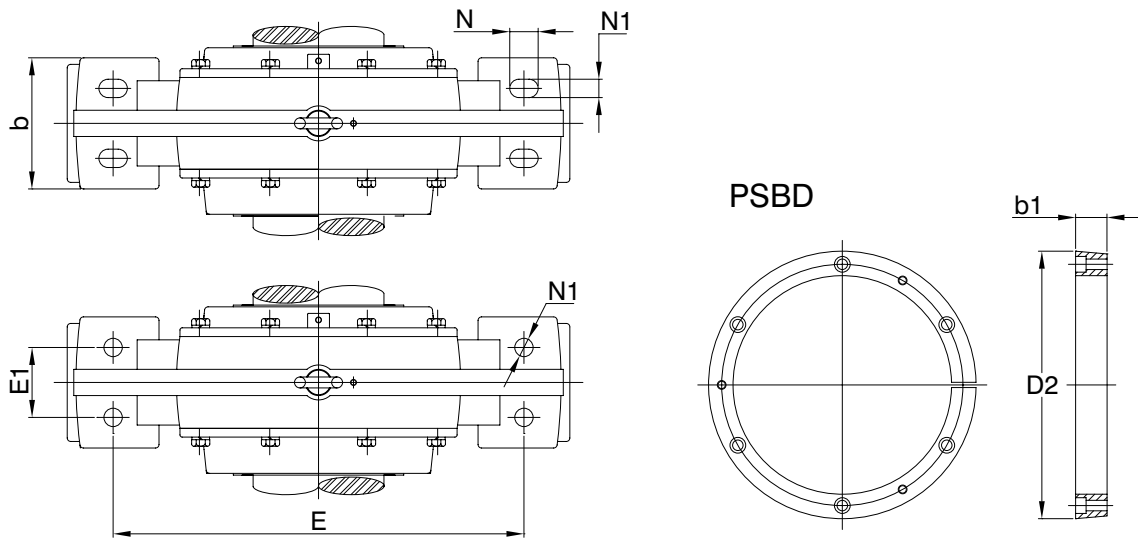
Housing No.	Shaft Dia. d	Dimensions mm														
		D	B	b	G	F	A	L1	L2	L3	H	E	E1	T	S	N
																P.C.D
SBD 3036	160	280	540	170	52	90	180	83	108	88	360	450	100	305	M30	-
SBD 3136		300	600	200	60	125	200	118	138	116	410	490	105	350	M30	45
SBD 2236		320	640	200	65	110	215	118	133	102	430	540	115	360	M36	-
SBD 3236		320	680	210	65	140	210	133	148	108	430	550	120	360	M30	45
SBD 3038	170	290	570	180	55	96	185	93	118	88	370	480	105	315	M30	-
SBD 3138		320	680	210	65	130	210	123	143	120	435	550	120	370	M36	45
SBD 2238		340	640	200	65	110	215	118	133	102	430	540	115	370	M36	-
SBD 3238		340	710	220	75	150	220	138	153	113	455	560	120	385	M30	45
SBD 3040	180	310	600	190	60	104	200	97	122	97	400	510	110	340	M30	-
SBD 3140		340	710	220	85	135	220	127	147	127	455	560	120	380	M36	52
SBD 2240		360	680	210	70	118	225	122	134.5	107	450	560	120	390	M36	-
SBD 3240		360	780	240	75	165	235	138	158	118	475	640	140	405	M36	52
SBD 3044	200	340	640	200	65	110	215	102	137	102	430	540	115	370	M36	-
SBD 3144		370	780	230	75	150	235	135	160	135	485	640	140	420	M36	52
SBD 2244		400	720	220	75	128	250	124.5	159.5	117	500	600	130	435	M36	-
SBD 3244		400	850	250	80	175	260	148	183	133	525	700	140	445	M36	52
SBD 3048	220	360	680	210	70	118	225	102	142	107	450	560	120	390	M36	-
SBD 3148		400	890	250	80	160	270	152	182	142	550	720	140	455	M36	52
SBD 2248		440	820	250	85	144	285	130	165	132	570	690	150	490	M36	-
SBD 3248		440	900	250	90	190	290	148	188	148	590	750	140	490	M36	52
SBD 3052	240	400	720	220	75	128	250	107	147	117	500	600	130	435	M36	-
SBD 3152		440	900	250	90	175	290	152	187	152	590	750	140	490	M36	52
SBD 2252		480	860	260	90	154	295	145	182.5	137	590	730	160	520	M36	-
SBD 3252		480	960	290	95	205	310	167	208	158	625	800	160	535	M36	65
SBD 3056	260	420	760	240	80	128	260	117	157	122	520	630	140	455	M36	-
SBD 3156		460	900	250	90	175	290	157	197	165	590	750	140	510	M36	65
SBD 2256		500	900	270	95	158	315	152	192	147	630	770	170	555	M36	-
SBD 3256		500	1000	300	100	210	320	178	218	163	645	840	170	555	M36	65



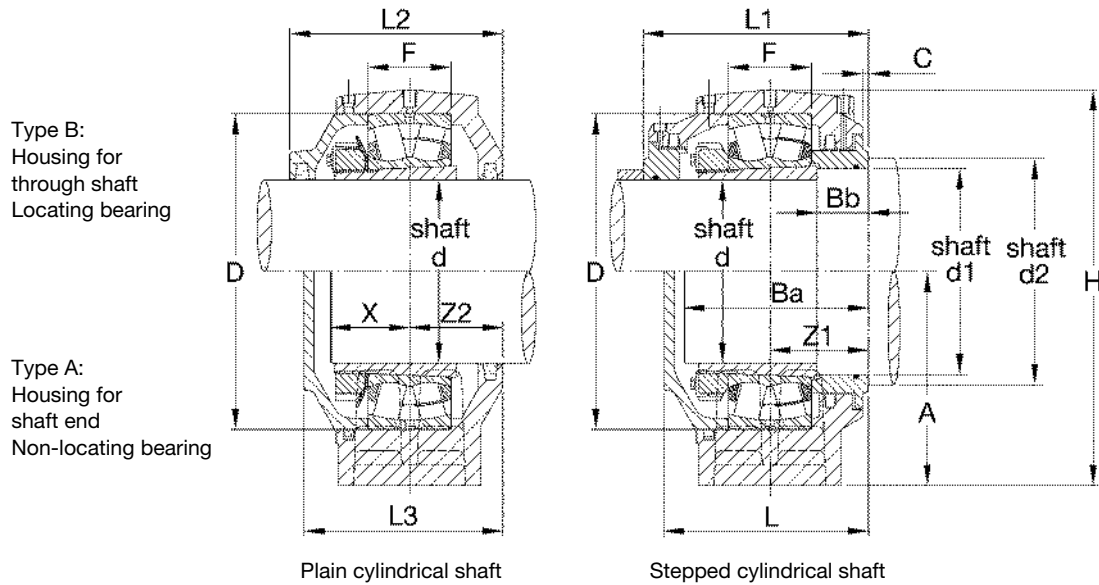
			Bearing No.	Adapter Sleeve	Weight		Adapter Ring Designation	Dimensions		Housing No.
N1	X	C1			A	B		D2	b1	
					(kg)	(kg)				
35	70	3	23036 CCK/W33	H 3036	64	70	PSBD 160	195	20	SBD 3036
35	82	3	23136 CCK/W33	H 3136	118	130	PSBD 160	195	20	SBD 3136
42	78	4	22236 CCK/W33	H 3136	112	120	PSBD 160	195	20	SBD 2236
35	90	3	23236 CCK/W33	H 2336	147	160	PSBD 160	195	20	SBD 3236
35	72	3	23038 CCK/W33	H 3038	74	80	PSBD 170	205	20	SBD 3038
42	88	3	23138 CCK/W33	H 3138	146	160	PSBD 170	205	20	SBD 3138
42	82	4	22238 CCK/W33	H 3138	126	135	PSBD 170	205	20	SBD 2238
35	95	4	23238 CCK/W33	H 2338	170	185	PSBD 170	205	20	SBD 3238
35	78	4	23040 CCK/W33	H 3040	83	90	PSBD 180	215	20	SBD 3040
42	95	3	23140 CCK/W33	H 3140	175	190	PSBD 180	215	20	SBD 3140
42	85	4	22240 CCK/W33	H 3140	145	155	PSBD 180	215	20	SBD 2240
42	100	4	23240 CCK/W33	H 2340	200	220	PSBD 180	215	20	SBD 3240
42	80	4	23044 CCK/W33	OH 3044 H	107	115	PSBD 200	246	25	SBD 3044
42	100	4	23144 CCK/W33	OH 3144 H	205	220	PSBD 200	246	25	SBD 3144
42	95	4	22244 CCK/W33	OH 3144 H	187	200	PSBD 200	246	25	SBD 2244
42	112	4	23244 CCK/W33	OH 2344 H	270	290	PSBD 200	246	25	SBD 3244
42	85	4	23048 CCK/W33	OH 3048 H	120	130	PSBD 220	266	25	SBD 3048
42	106	4	23148 CCK/W33	OH 3148 H	250	270	PSBD 220	266	25	SBD 3148
42	105	5	22248 CCK/W33	OH 3148 H	235	250	PSBD 220	266	25	SBD 2248
42	122	5	23248 CCK/W33	OH 2348 H	345	370	PSBD 220	266	25	SBD 3248
42	92	4	23052 CCK/W33	OH 3052 H	153	165	PSBD 240	286	25	SBD 3052
42	118	4	23152 CCK/W33	OH 3152 H	300	320	PSBD 240	286	25	SBD 3152
42	110	5	22252 CCK/W33	OH 3152 H	290	310	PSBD 240	286	25	SBD 2252
42	132	5	23252 CACK/W33	OH 2352 H	435	470	PSBD 240	286	25	SBD 3252
42	96	5	23056 CCK/W33	OH 3056 H	177	190	PSBD 260	306	25	SBD 3056
42	120	5	23156 CCK/W33	OH 3156 H	325	350	PSBD 260	306	25	SBD 3156
42	115	5	22256 CACK/W33	OH 3156 H	330	350	PSBD 260	306	25	SBD 2256
42	135	5	23256 CACK/W33	OH 2356 H	490	530	PSBD 260	306	25	SBD 3256



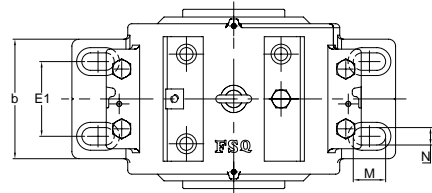
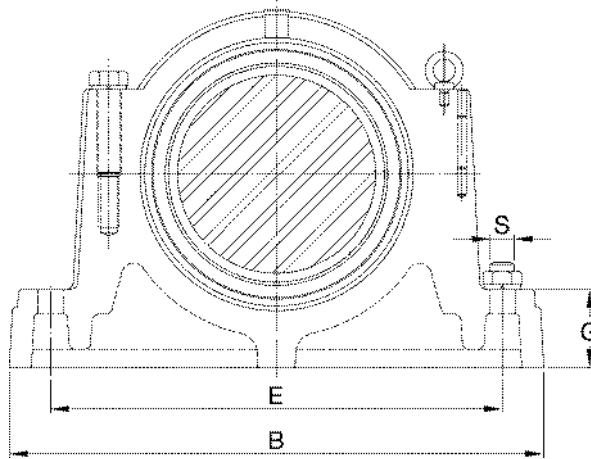
Housing No.	Shaft Dia. d	Dimensions mm														
		D	B	b	G	F	A	L1	L2	L3	H	E	E1	T	S	N
																P.C.D
SBD 3060	280	460	820	250	85	144	285	122	167	132	570	690	150	500	M36	-
SBD 3160		500	1000	300	100	190	320	162	207	167	655	840	170	550	M36	65
SBD 2260		540	960	280	100	168	330	160	191	152	660	820	180	585	M36	-
SBD 3260		540	1100	330	105	230	350	182	222	187	705	920	180	600	M48	75
SBD 3064	300	480	860	260	90	154	295	122	172	137	590	730	160	520	M36	-
SBD 3164		540	1150	300	100	210	350	177	212	187	702	940	160	590	M36	65
SBD 2264		580	1060	320	110	180	360	175	202	167	720	900	200	640	M48	-
SBD 3264		580	1150	360	115	250	370	192	237	187	760	960	200	640	M48	75
SBD 3068	320	520	900	270	95	158	315	132	177	147	630	770	170	565	M36	-
SBD 3168		580	1150	360	115	220	370	197	242	237	735	960	200	630	M48	75
SBD 3268		620	1200	380	125	265	390	202	272	237	810	980	200	680	M56	75
SBD 3072	340	540	960	280	100	168	330	132	182	152	660	820	180	585	M36	-
SBD 3172		600	1200	370	115	225	380	197	247	243	760	1000	200	650	M48	75
SBD 3272		650	1280	400	130	275	410	227	282	247	825	1040	210	710	M64	80
SBD 3076	360	560	1000	300	105	168	340	137	187	157	680	840	190	605	M48	-
SBD 3176		620	1200	380	125	230	390	202	257	254	790	1000	200	680	M56	75
SBD 3276		680	1350	405	135	295	425	232	297	257	880	1100	225	745	M64	85
SBD 3080	380	600	1060	320	110	180	360	142	202	167	720	900	200	650	M48	-
SBD 3180		650	1280	400	130	235	410	197	262	247	845	1040	210	710	M64	80
SBD 3280		720	1430	450	145	300	450	242	307	257	905	1160	240	790	M64	85
SBD 3084	400	620	1100	340	115	180	375	147	202	167	750	940	210	670	M48	-
SBD 3184		700	1350	420	135	260	450	212	289	257	900	1100	210	760	M64	85
SBD 3284		760	1500	470	150	315	470	252	317	267	955	1220	255	835	M64	90



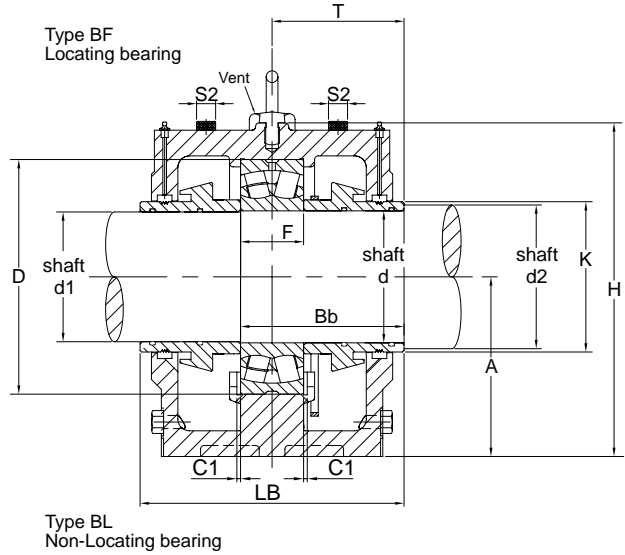
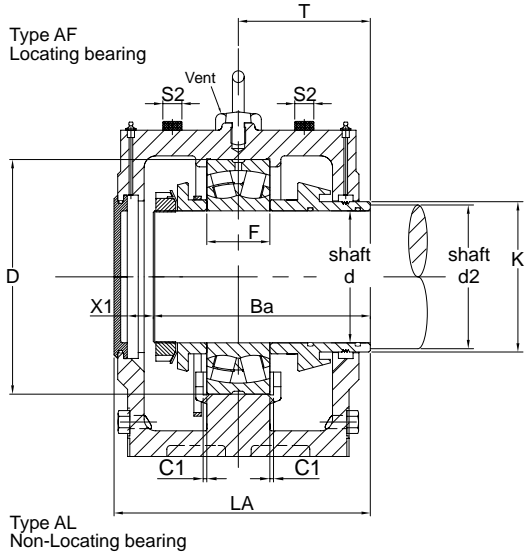
			Bearing No.	Adapter Sleeve	Weight		Adapter Ring Designation	Dimensions		Housing No.
N1	X	C1			A	B		D2	b1	
					(kg)	(kg)				
42	105	5	23060 CCK/W33	OH 3060 H	215	230	PSBD 280	326	25	SBD 3060
42	125	5	23160 CACK/W33	OH 3160 H	400	430	PSBD 280	326	25	SBD 3160
42	120	5	22260 CACK/W33	OH 3160 H	400	430	PSBD 280	326	25	SBD 2260
56	142	6	23260 CACK/W33	OH 3260 H	590	640	PSBD 280	326	25	SBD 3260
42	108	5	23064 CACK/W33	OH 3064 H	240	255	PSBD 300	350	30	SBD 3064
42	135	5	23164 CACK/W33	OH 3164 H	490	530	PSBD 300	350	30	SBD 3164
56	125	5	22264 CACK/W33	OH 3164 H	485	520	PSBD 300	350	30	SBD 2264
56	152	6	23264 CACK/W33	OH 3264 H	700	760	PSBD 300	350	30	SBD 3264
42	120	6	23068 CACK/W33	OH 3068 H	280	305	PSBD 320	370	30	SBD 3068
56	155	6	23168 CACK/W33	OH 3168 H	590	630	PSBD 320	370	30	SBD 3168
60	175	6	23268 CACK/W33	OH 3268 H	830	900	PSBD 320	370	30	SBD 3268
42	120	6	23072 CACK/W33	OH 3072 H	315	340	PSBD 340	390	30	SBD 3072
56	160	6	23172 CACK/W33	OH 3172 H	660	700	PSBD 340	390	30	SBD 3172
68	180	7	23272 CACK/W33	OH 3272 H	950	1020	PSBD 340	390	30	SBD 3272
56	124	6	23076 CACK/W33	OH 3076 H	350	380	PSBD 360	410	30	SBD 3076
60	165	6	23176 CACK/W33	OH 3176 H	730	770	PSBD 360	410	30	SBD 3176
68	186	7	23276 CACK/W33	OH 3276 H	1060	1140	PSBD 360	410	30	SBD 3276
56	134	6	23080 CAK/W33	OH 3080 H	420	450	PSBD 380	430	30	SBD 3080
68	170	7	23180 CAK/W33	OH 3180 H	820	870	PSBD 380	430	30	SBD 3180
68	196	7	23280 CAK/W33	OH 3280 H	1240	1330	PSBD 380	430	30	SBD 3280
56	135	6	23084 CAK/W33	OH 3084 H	465	500	PSBD 400	450	30	SBD 3084
68	190	7	23184 CAK/W33	OH 3184 H	1000	1070	PSBD 400	450	30	SBD 3184
72	212	8	23284 CAK/W33	OH 3284 H	1500	1600	PSBD 400	450	30	SBD 3284



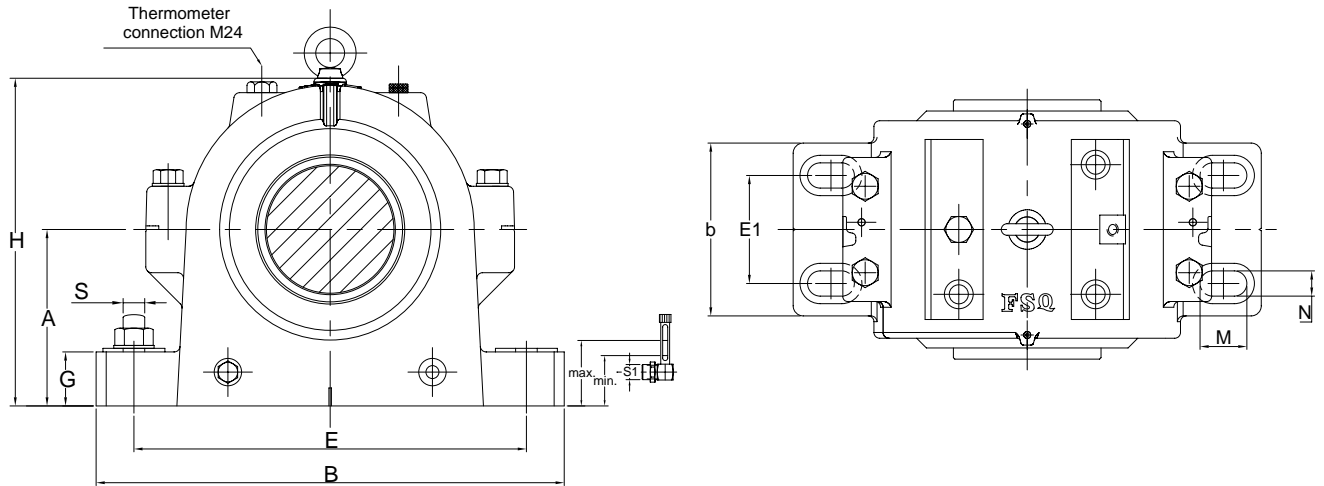
Housing No.	Shaft Dia.			Dimensions mm													
	d	d1	d2 min	D	B	b	G	F	A	L	L1	L2	L3	H	E	E1	Z1
SDGC 2328	125	142	150	300	590	165	85	102	210	222	258	237	219	385	500	90	110
SDGC 2330	135	152	160	320	600	180	90	108	225	237	272	251	234	410	510	100	117
SDGC 2332	140	162	175	340	690	195	95	114	240	253	288	266	250	440	580	105	125
SDGC 2234	150	172	185	310	580	140	85	86	210	197	232	212	194	387	490	70	97
SDGC 3234		172	180	310	590	165	85	110	210	222	258	237	219	385	500	90	110
SDGC 2334		172	185	360	720	210	105	120	260	270	315	285	265	475	610	120	135
SDGC 3136	160	182	190	300	590	165	85	96	210	222	258	237	219	385	500	90	110
SDGC 2236		182	195	320	600	150	90	86	230	207	242	221	204	424	520	80	102
SDGC 3236		182	190	320	600	180	90	112	225	237	272	251	234	410	510	100	117
SDGC 2336		182	195	380	720	210	105	126	260	270	315	285	265	475	610	120	135
SDGC 3138	170	192	200	320	600	180	90	104	225	237	272	251	234	410	510	100	117
SDGC 2238		192	205	340	600	150	90	92	230	207	242	221	204	424	520	80	102
SDGC 3238		192	205	340	690	195	95	120	240	253	288	266	250	440	580	105	125
SDGC 2338	180	192	205	400	770	225	115	132	280	298	336	311	293	515	655	130	146
SDGC 3040		202	215	310	580	140	85	82	210	197	232	212	194	387	490	70	97
SDGC 3140		202	215	340	690	195	95	112	240	253	288	266	250	440	580	105	126
SDGC 2240		202	215	360	670	160	95	98	240	220	265	235	215	445	560	80	110
SDGC 3240		202	215	360	720	210	105	128	260	270	315	285	265	475	610	120	135
SDGC 2340		202	215	420	860	250	125	138	310	328	366	343	323	565	730	140	158
SDGC 3044		200	222	235	340	600	150	90	90	230	207	242	221	204	424	520	80
SDGC 3144	222		235	370	720	210	105	120	260	270	315	285	265	475	610	120	135
SDGC 2244	222		235	400	710	160	110	108	270	233	270	246	228	500	620	80	113
SDGC 3244	222		235	400	770	225	115	144	280	298	336	311	293	515	655	130	146
SDGC 2344	222		235	460	880	250	130	145	320	330	370	343	323	585	750	145	160
SDGC 3048	220		242	255	360	670	160	95	92	240	220	265	235	215	445	560	80
SDGC 3148		242	255	400	770	225	115	128	280	298	336	311	293	515	655	130	146
SDGC 2248		242	255	440	825	190	120	120	310	270	310	283	263	570	710	100	130
SDGC 3248		242	255	440	860	250	125	160	310	328	366	343	323	565	730	140	158
SDGC 2348		242	255	500	940	280	140	155	350	360	405	376	353	640	800	165	175



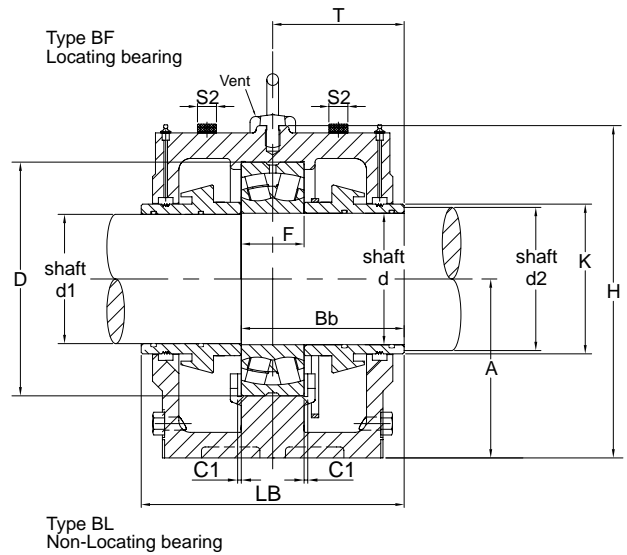
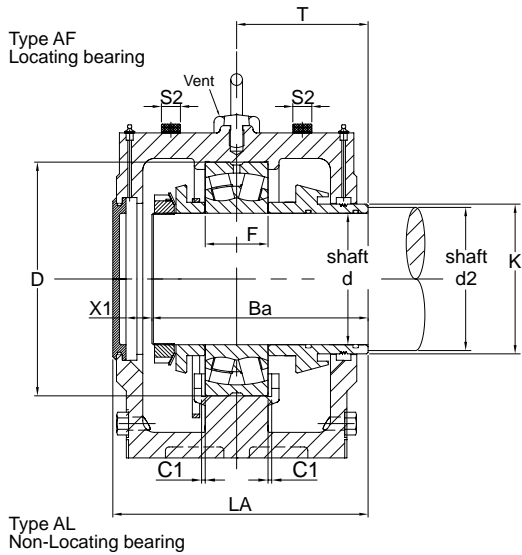
Z2	C	N	S		Ba	Bb	X	Housing Design (kg)		Appropriate Bearing	Adapter Sleeve Designation	Grease Quantity Initial Fill	Housing No.
			mm	in				A	B				
107	6	35	30	1-1/4	188	78	78	92	100	22328 CCK/W33	H 2328	1.8	SDGC 2328
114	6	35	30	1-1/4	200	44	83	110	120	22330 CCK/W33	H 2330	2.3	SDGC 2330
122	6	42	36	1-1/2	213	48	88	140	150	22332 CCK/W33	H 2332	2.9	SDGC 2332
94	6	28	24	1	172	38	75	72	80	22234 CCK/W33	H 3134	1.4	SDGC 2234
107	6	35	30	1-1/4	198	38	88	85	90	23234 CCK/W33	H 2334	1.5	SDGC 3234
130	8	42	36	1-1/2	228	52	93	180	195	22334 CCK/W33	H 2334	3.2	SDGC 2334
107	6	35	30	1-1/4	192	44	82	90	94	23136 CCK/W33	H 3136	1.3	SDGC 3136
99	6	28	24	1	179	40	77	98	110	22236 CCK/W33	H 3136	1.7	SDGC 2236
114	6	35	30	1-1/4	207	42	90	110	115	23236 CCK/W33	H 2336	1.9	SDGC 3236
130	8	42	36	1-1/2	232	50	97	165	180	22336 CCK/W33	H 2336	3.5	SDGC 2336
114	6	35	30	1-1/4	204	46	87	110	115	23138 CCK/W33	H 3138	1.7	SDGC 3138
99	6	28	24	1	183	40	81	86	100	22238 CCK/W33	H 3138	1.8	SDGC 2238
122	6	42	36	1-1/2	220	45	95	140	145	23238 CCK/W33	H 2338	2.4	SDGC 3238
141	8	42	36	1-1/2	247	56	101	225	240	22338 CCK/W33	H 2338	4.5	SDGC 2338
94	6	28	24	1	174	40	77	70	75	23040 CCK/W33	H 3040	1.1	SDGC 3040
122	6	42	36	1-1/2	217	48	92	140	145	23140 CCK/W33	H 3140	2.2	SDGC 3140
105	8	35	30	1-1/4	194	42	84	110	125	22240 CCK/W33	H 3140	2.0	SDGC 2240
130	8	42	36	1-1/2	235	50	100	180	190	23240 CCK/W33	H 2340	2.7	SDGC 3240
153	8	48	42	1-3/4	263	62	105	270	280	22340 CCK/W33	H 2340	5.6	SDGC 2340
99	6	28	24	1	182	40	80	82	92	23044 CCK/W33	OH 3044 H	1.4	SDGC 3044
130	8	42	36	1-1/2	235	52	100	170	180	23144 CCK/W33	OH 3144 H	2.6	SDGC 3144
108	8	35	30	1-1/4	207	42	94	135	155	22244 CCK/W33	OH 3144 H	2.4	SDGC 2244
141	8	42	36	1-1/2	258	52	112	220	230	23244 CCK/W33	OH 2344 H	4.0	SDGC 3244
153	10	48	42	1-3/4	272	62	112	315	330	22344 CCK/W33	OH 2344 H	6.0	SDGC 2344
105	8	35	30	1-1/4	195	45	85	100	115	23048 CCK/W33	OH 3048 H	1.4	SDGC 3048
141	8	42	36	1-1/2	252	58	106	215	228	23148 CCK/W33	OH 3148 H	3.4	SDGC 3148
123	10	42	36	1-1/2	232	50	102	230	260	22248 CCK/W33	OH 3148 H	3.4	SDGC 2248
153	8	48	42	1-3/4	280	54	122	295	310	23248 CCK/W33	OH 2348 H	5.0	SDGC 3248
168	10	48	42	1-3/4	295	68	120	400	425	22348 CCK/W33	OH 2348 H	7.3	SDGC 2348



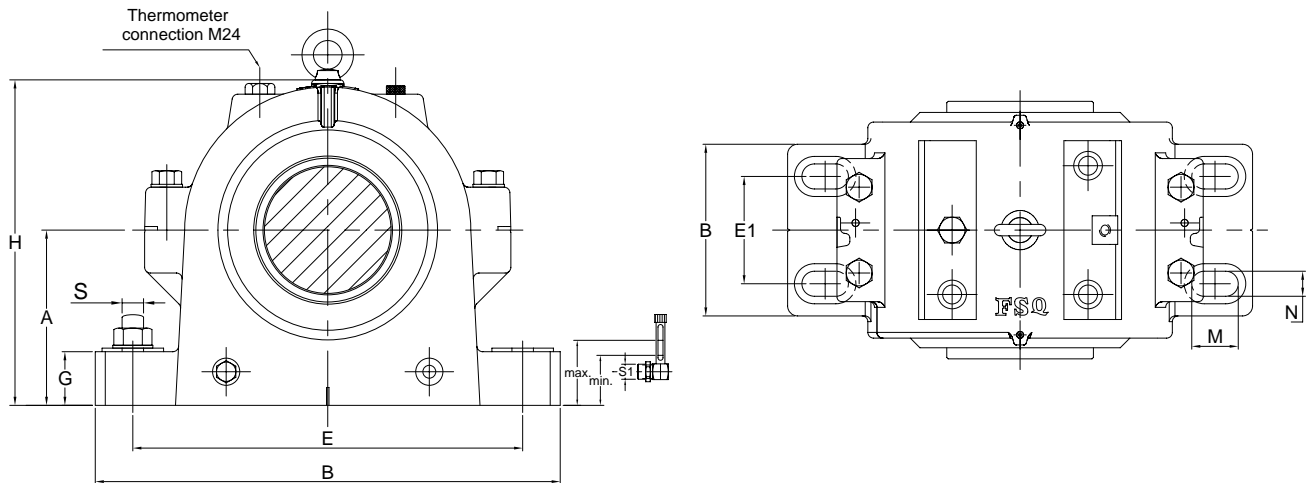
Housing No.	Shaft Dia.			Dimensions mm													
	d	d1	d2 min	D	B	b	G	F	A	H	E	E1	LA	LB	C1	K	M
SOFN 217	85	83	91	150	330	110	35	36	125	230	260	60	180	180	5	96	40
SOFN 218	90	88	96	160	360	120	45	40	135	245	290	70	187.5	190	5	100	40
SOFN 220	100	98	106	180	400	130	50	46	145	270	320	75	203	206	5	110	45
SOFN 222	110	108	116	200	420	145	50	53	160	290	347	75	219.5	229	5	120	45
SOFN 224	120	118	126	215	420	170	55	58	170	315	347	90	263	276	8	135	45
SOFN 226	130	128	138	230	450	180	60	64	180	335	377	100	260	270	8	145	45
SOFN 228	140	138	148	250	500	190	65	68	190	355	415	100	269.5	280	8	160	45
SOFN 230	150	148	158	270	540	190	65	73	200	380	450	115	269.5	280	8	170	50
SOFN 232	160	158	168	290	560	205	65	80	215	405	470	120	305.5	316	10	178	50
SOFN 234	170	168	180	310	610	230	70	86	235	440	515	130	340	350	10	195	55
SOFN 236	180	177	196	320	650	240	75	86	245	455	545	150	350	360	10	205	65
SOFN 238	190	188	208	340	720	250	85	92	260	480	590	150	360	30	12	220	70
SOFN 240	200	198	218	360	730	260	85	98	275	510	600	160	366.5	378	12	227	70
SOFN 244	220	218	238	400	820	280	95	108	305	565	670	180	389.5	404	12	255	80
SOFN 248	240	238	258	440	900	290	100	120	340	625	740	190	412.5	420	12	270	80



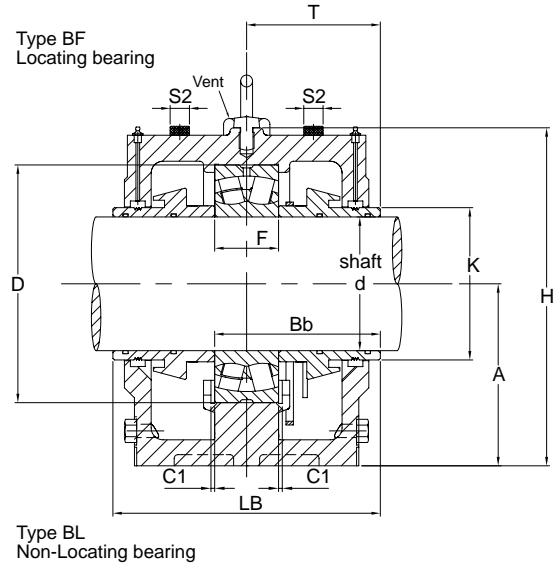
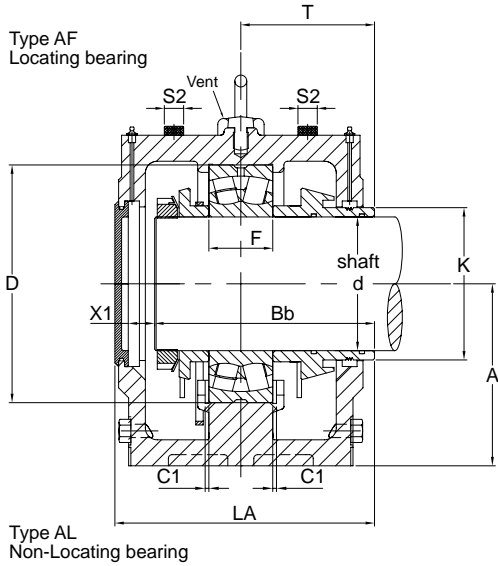
N	T	S		S1	S2	Other Dimensions			Bearing No.	Appropriate		Level		Housing No.
		mm	in			X1	Ba	Bb		Lock Nut	Lock Washer	max	min	
24	90	20	3/4	G1/2	G3/8	35	40	105	22217 CC/C3W33	KM 17	MB 17	63	42	SOFN 217
24	95	20	3/4	G1/2	G3/8	35.5	42	112	22218 CC/C3W33	KM 18	MB 18	68	45	SOFN 218
28	103	24	1	G1/2	G1/2	39	46	123	22220 CC/C3W33	KM 20	MB 20	70	50	SOFN 220
28	114.5	24	1	G1/2	G1/2	33	52	138	22222 CC/C3W33	KM 22	MB 22	77	50	SOFN 222
28	138	24	1	G1/2	G1/2	49	56	164	22224 CC/C3W33	KM 24	MB 24	80	60	SOFN 224
28	135	24	1	G1/2	G1/2	47	58	164	22226 CC/C3W33	KM 26	MB 26	85	60	SOFN 226
35	140	30	1-1/4	G1/2	G3/4	46.5	63	170	22228 CC/C3W33	KM 28	MB 28	85	60	SOFN 228
35	140	30	1-1/4	G1/2	G3/4	43.5	66	173	22230 CC/C3W33	KM 30	MB 30	90	60	SOFN 230
35	158	30	1-1/4	G1/2	G3/4	54.5	73	193	22232 CC/C3W33	KM 32	MB 32	95	65	SOFN 232
35	175	30	1-1/4	G1/2	G3/4	58	77	213	22234 CC/C3W33	KM 34	MB 34	105	75	SOFN 234
35	180	30	1-1/4	G1/2	G3/4	62	78	223	22236 CC/C3W33	KM 36	MB 36	115	80	SOFN 236
42	185	36	1-1/2	G1/2	G3/4	63	82	226	22238 CC/C3W33	KM 38	MB 38	120	85	SOFN 238
42	189	36	1-1/2	G1/2	G3/4	61.5	86	233	22240 CC/C3W33	KM 40	MB 40	125	85	SOFN 240
42	202	36	1-1/2	G1/2	G3/4	62.5	95	251	22244 CC/C3W33	KM 44T	MB 44	140	95	SOFN 244
42	210	36	1-1/2	G1/2	G3/4	67.5	105	266	22248 CC/C3W33	KM 48T	MB 48	155	110	SOFN 248



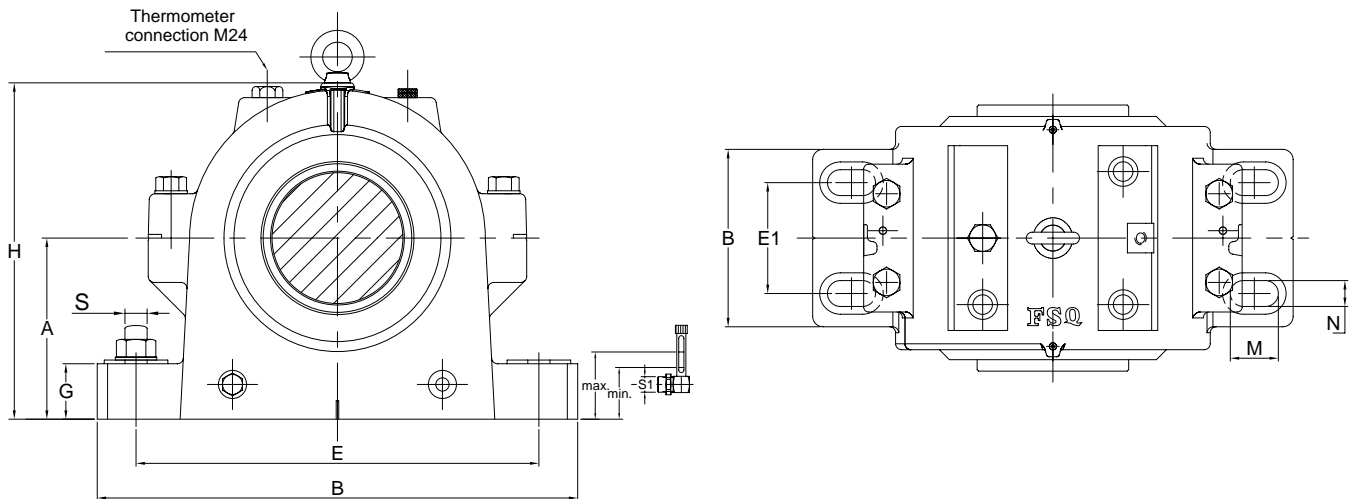
Housing No.	Shaft Dia.			Dimensions mm													
	d	d1	d2 min	D	B	b	G	F	A	H	E	E1	LA	LB	C1	K	M
SOFN 314	70	65	76	150	330	110	35	51	125	230	260	60	180	180	5	80	40
SOFN 316	80	78	86	170	360	135	40	58	140	255	290	80	199	214	5	95	40
SOFN 318	90	88	96	190	400	165	50	64	155	280	317	95	225	240	5	104	45
SOFN 320	100	98	108	215	420	170	55	73	170	315	347	90	255	270	8	115	45
SOFN 322	110	108	118	240	500	190	65	80	190	355	415	100	270	290	8	130	45
SOFN 324	120	118	128	260	540	190	65	86	200	380	450	115	285.5	306	8	140	50
SOFN 326	130	128	140	280	560	205	65	93	215	405	470	120	300	320	8	150	50
SOFN 328	140	138	150	300	630	220	80	102	230	425	510	120	320	340	8	165	60
SOFN 330	150	148	168	320	650	240	75	108	245	455	545	150	335	350	10	175	65
SOFN 332	160	158	178	340	720	250	85	114	260	480	590	150	350	370	10	190	70
SOFN 334	170	168	188	360	730	260	85	120	275	510	600	160	358	378	12	197	70
SOFN 336	180	178	198	380	820	280	95	126	305	565	670	180	384.5	404	12	210	80



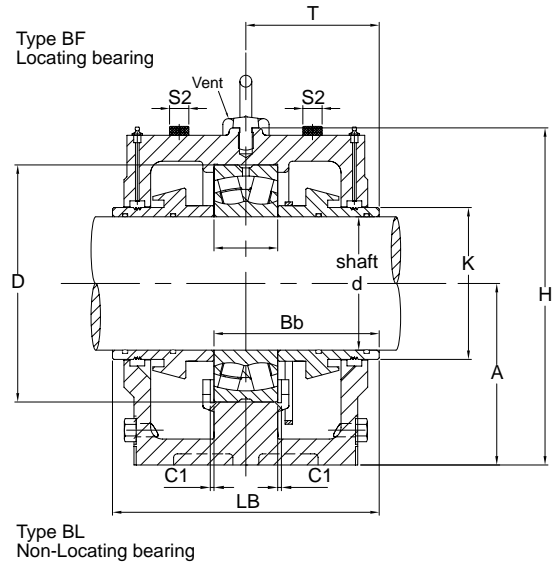
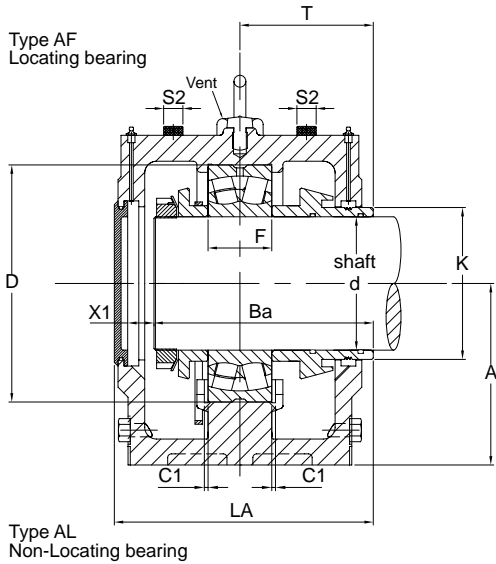
N	T	S		S1	S2	Other Dimensions			Bearing No.	Appropriate		Level		Housing No.
		mm	in			X1	Ba	Bb		Lock Nut	Lock Washer	max	min	
24	90	20	3/4	G1/2	G3/8	32	43	112	22314 CC/C3W33	KM 14	MB 14	65	45	SOFN 314
24	107	20	3/4	G1/2	G3/8	27	50	133	22316 CC/C3W33	KM 16	MB 16	73	45	SOFN 316
28	120	24	1	G1/2	G1/2	36	54	148	22318 CC/C3W33	KM 18	MB 18	80	55	SOFN 318
28	135	24	1	G1/2	G1/2	38	62	168	22320 CC/C3W33	KM 20	MB 20	85	57	SOFN 320
35	145	30	1-1/4	G1/2	G3/4	39	66	180	22322 CC/C3W33	KM 22	MB 22	95	67	SOFN 322
35	153	30	1-1/4	G1/2	G3/4	42.5	70	192	22324 CC/C3W33	KM 24	MB 24	100	65	SOFN 324
35	160	30	1-1/4	G1/2	G3/4	45	75	202	22326 CC/C3W33	KM 26	MB 26	105	70	SOFN 326
35	170	30	1-1/4	G1/2	G3/4	40	80	215	22328 CC/C3W33	KM 28	MB 28	115	70	SOFN 328
35	175	30	1-1/4	G1/2	G3/4	45	85	225	22330 CC/C3W33	KM 30	MB 30	120	75	SOFN 330
42	185	36	1-1/2	G1/2	G3/4	45	90	240	22332 CC/C3W33	KM 32	MB 32	125	80	SOFN 332
42	189	36	1-1/2	G1/2	G3/4	45	94	244	22334 CC/C3W33	KM 34	MB 34	130	85	SOFN 334
42	202	36	1-1/2	G1/2	G3/4	54.5	98	260	22336 CC/C3W33	KM 36	MB 36	155	90	SOFN 336



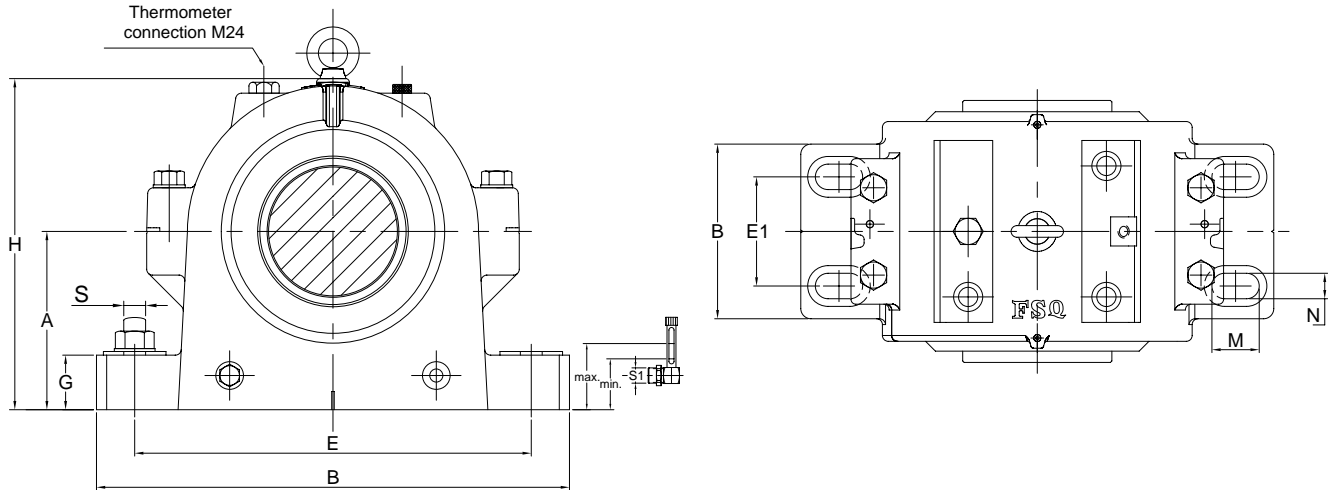
Housing No.	Shaft Dia.	Dimensions mm													
	d	D	B	b	G	F	A	H	E	E1	LA	LB	C1	K	M
SOFN 517	75	150	330	110	35	36	125	230	260	60	180	180	5	96	40
SOFN 518	80	160	360	120	45	40	135	245	290	70	187.5	190	5	100	40
SOFN 520	90	180	400	130	50	46	145	270	320	75	203	206	5	110	45
SOFN 522	100	200	420	145	50	53	160	290	347	75	219.5	229	5	120	45
SOFN 524	110	215	420	170	55	58	170	315	347	90	263	276	8	135	45
SOFN 526	115	230	450	180	60	64	180	335	377	100	260	270	8	145	45
SOFN 528	125	250	500	190	65	68	190	355	415	100	269.5	280	8	160	45
SOFN 530	135	270	540	190	65	73	200	380	450	115	269.5	280	8	170	50
SOFN 532	140	290	560	205	65	80	215	405	470	120	305.5	316	10	178	50
SOFN 534	150	310	610	230	70	86	235	440	515	130	340	350	10	195	55
SOFN 536	160	320	650	240	75	86	245	455	545	150	350	360	10	205	65
SOFN 538	170	340	720	250	85	92	260	480	590	150	360	370	12	220	70
SOFN 540	180	360	730	260	85	98	275	510	600	160	366.5	378	12	227	70
SOFN 544	200	400	820	280	95	108	305	565	670	180	389.5	404	12	255	80
SOFN 548	220	440	900	290	100	120	340	625	740	190	412.5	420	12	270	80



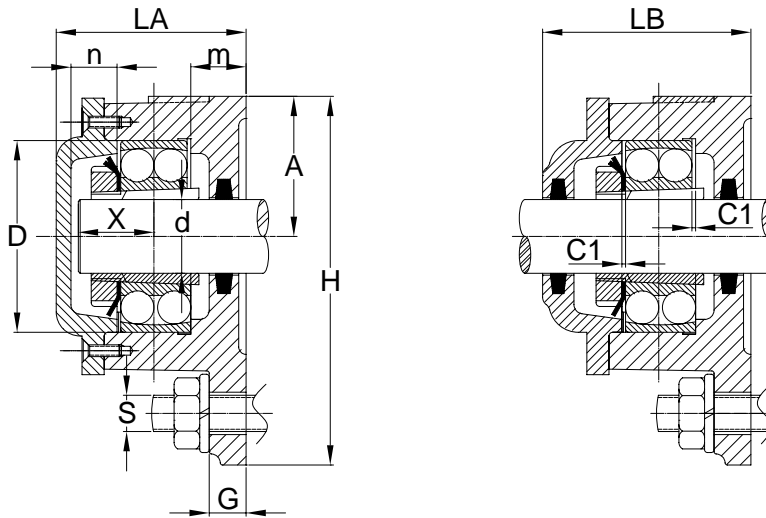
N	T	S		S1	S2	Other Dimensions		Bearing No.	Adapter Sleeve Designation	Level		Housing No.
		mm	in			X1	Ba			max	min	
24	90	20	3/4	G1/2	G3/8	35	40	22217 CCK/C3W33	H317	63	42	SOFN 517
24	95	20	3/4	G1/2	G3/8	35.5	42	22218 CCK/C3W33	H318	68	45	SOFN 518
28	103	24	1	G1/2	G1/2	39	46	22220 CCK/C3W33	H320	70	50	SOFN 520
28	114.5	24	1	G1/2	G1/2	33	52	22222 CCK/C3W33	H322	77	50	SOFN 522
28	138	24	1	G1/2	G1/2	49	56	22224 CCK/C3W33	H3124	80	60	SOFN 524
28	135	24	1	G1/2	G1/2	47	58	22226 CCK/C3W33	H3126	85	60	SOFN 526
35	140	30	1-1/4	G1/2	G3/4	46.5	63	22228 CCK/C3W33	H3128	85	60	SOFN 528
35	140	30	1-1/4	G1/2	G3/4	43.5	66	22230 CCK/C3W33	H3130	90	60	SOFN 530
35	158	30	1-1/4	G1/2	G3/4	54.5	73	22232 CCK/C3W33	H3132	95	65	SOFN 532
35	175	30	1-1/4	G1/2	G3/4	58	77	22234 CCK/C3W33	H3134	105	75	SOFN 534
35	180	30	1-1/4	G1/2	G3/4	62	78	22236 CCK/C3W33	H3136	115	80	SOFN 536
42	185	36	1-1/2	G1/2	G3/4	63	82	22238 CCK/C3W33	H3138	120	85	SOFN 538
42	189	36	1-1/2	G1/2	G3/4	61.5	86	22240 CCK/C3W33	H3140	125	85	SOFN 540
42	202	36	1-1/2	G1/2	G3/4	62.5	95	22244 CCK/C3W33	OH3144 HB	140	95	SOFN 544
42	210	36	1-1/2	G1/2	G3/4	67.5	105	22248 CCK/C3W33	OH3148 HB	155	110	SOFN 548



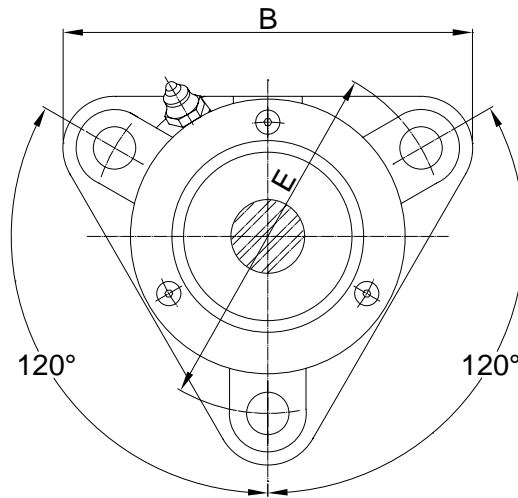
Housing No.	Shaft Dia.	Dimensions mm													
	d	D	B	b	G	F	A	H	E	E1	LA	LB	C1	K	M
SOFN 614	60	150	330	110	35	51	125	230	260	60	180	180	5	80	40
SOFN 616	70	170	360	135	40	58	140	255	290	80	199	214	5	95	40
SOFN 618	80	190	400	165	50	64	155	280	317	95	225	240	5	104	45
SOFN 620	90	215	420	170	55	73	170	315	347	90	255	270	8	115	45
SOFN 622	100	240	500	190	65	80	190	355	415	100	270	290	8	130	45
SOFN 624	110	260	540	190	65	86	200	380	450	115	285.5	306	8	140	50
SOFN 626	115	280	560	205	65	93	215	405	470	120	300	320	8	150	50
SOFN 628	125	300	630	220	80	102	230	425	510	120	320	340	8	165	60
SOFN 630	135	320	650	240	75	108	245	455	545	150	335	350	10	175	65
SOFN 632	140	340	720	250	85	114	260	480	590	150	350	370	10	190	70
SOFN 634	150	360	730	260	85	120	275	510	600	160	358	378	12	197	70
SOFN 636	160	380	820	280	95	126	305	565	670	180	384.5	404	12	210	80



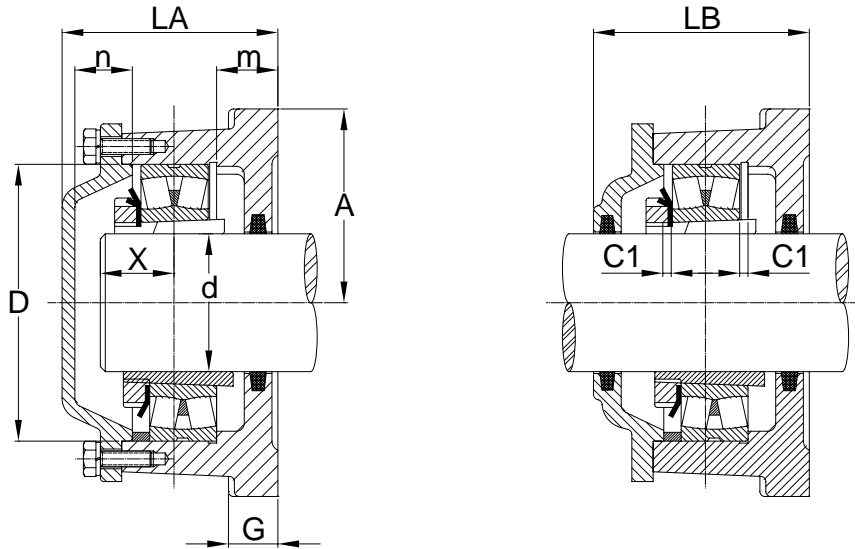
N	T	S		S1	S2	Other Dimensions		Bearing No.	Adapter Sleeve Designation	Level		Housing No.
		mm	in			X1	Ba			max	min	
24	90	20	3/4	G1/2	G3/8	32	43	22314 CCK/C3W33	H2314	65	45	SOFN 614
24	107	20	3/4	G1/2	G3/8	27	50	22316 CCK/C3W33	H2316	73	45	SOFN 616
28	120	24	1	G1/2	G1/2	36	54	22318 CCK/C3W33	H2318	80	55	SOFN 618
28	135	24	1	G1/2	G1/2	38	62	22320 CCK/C3W33	H2320	85	57	SOFN 620
35	145	30	1-1/4	G1/2	G3/4	39	66	22322 CCK/C3W33	H2322	95	67	SOFN 622
35	153	30	1-1/4	G1/2	G3/4	42.5	70	22324 CCK/C3W33	H2324	100	65	SOFN 624
35	160	30	1-1/4	G1/2	G3/4	45	75	22326 CCK/C3W33	H2326	105	70	SOFN 626
35	170	30	1-1/4	G1/2	G3/4	40	80	22328 CCK/C3W33	H2328	115	70	SOFN 628
35	175	30	1-1/4	G1/2	G3/4	45	85	22330 CCK/C3W33	H2330	120	75	SOFN 630
42	185	36	1-1/2	G1/2	G3/4	45	90	22332 CCK/C3W33	H2332	125	80	SOFN 632
42	189	36	1-1/2	G1/2	G3/4	45	94	22334 CCK/C3W33	H2334	130	85	SOFN 634
42	202	36	1-1/2	G1/2	G3/4	54.5	98	22336 CCK/C3W33	H2336	155	90	SOFN 636



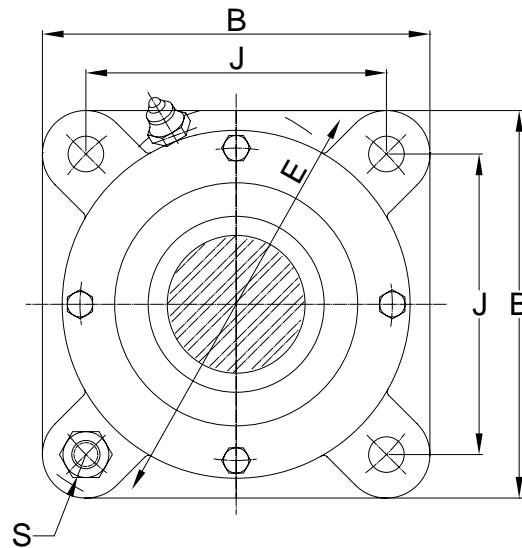
Housing No.	Shaft Dia.	Dimensions mm								
	d	D	B	G	A	H	E	LA	LB	m
	(mm)	G7								
722505DA/DB	20	52	110	10	38	100	96	51.5	56.5	15
722506DA/DB	25	62	130	12	44	117	116	57	59.5	16
722507DA/DB	30	72	145	12	48.5	129.5	130	59.5	63.5	16
722508DA/DB	35	80	160	12	54	143	140	64	65.5	17
722509DA/DB	40	85	180	12	60	160	160	64.5	69.5	19
722510DA/DB	45	90	180	15	60	160	160	68.5	73	22
722511DA/DB	50	100	192	15	65	172.5	170	75.5	81.5	24
722512DA/DB	55	110	210	15	72	189	180	77	82	23
722513DA/DB	60	120	225	15	77.5	202.5	190	80	86	22



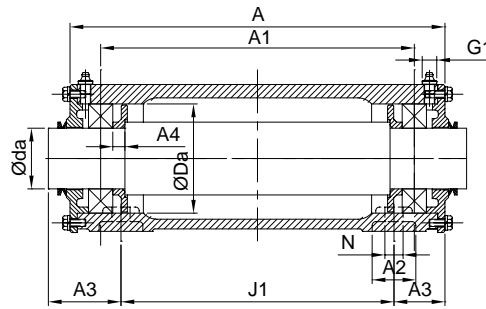
n	C1	S	X	Bearing No.	Adapter Sleeve	Locating Ring		Felt Seal	Weight	
						Number	Q'ty		DA	DB
									kg	kg
12.5	2.5	M10	18.5	1205 K	H205	SR 52×5	1	FS 110	1.10	1.15
				2205 K	H305	ZW 42×52	1			
15	3	M10	19	1206 K	H206	SR 62×6	1	FS 190	1.55	1.55
				2206 K	H306	ZW 50×62	1			
14.5	4	M12	20.5	1207 K	H207	SR 72×8	1	FS 190	1.90	1.90
				2207 K	H307	ZW 65×72	1			
				22207CCK	H307	ZW 65×72	1			
18	3.5	M12	22	1208 K	H208	SR 80×7	1	FS 190	2.51	2.59
				2208 K	H308	ZW 70×80	1			
				22208	H308	ZW 70×80	1			
16.5	3	M12	24	1209 K	H209	SR 85×6	1	FS 190	2.75	2.85
				2209 K	H309	ZW 75×85	1			
				22209 CCK	H309	ZW 75×85	1			
17.5	2.5	M12	25.5	1210 K	H210	SR 90×5	1	FS 190	3.00	3.00
				2210 K	H310	ZW 80×90	1			
				22210 CCK	H310	ZW 80×90	1			
19.5	3	M12	26.5	1211 K	H211	SR 100×6	1	FS 260	3.79	3.90
				2211 K	H311	ZW 85×100	1			
				22211 CCK	H311	ZW 85×100	1			
19	4	M12	27	1212 K	H212	SR 110×8	1	FS 260	4.90	5.01
				2212 K	H312	ZW 90×110	1			
				22212 CCK	H312	ZW 90×100	1			
20	5	M12	28.5	1213 K	H213	SR 120×10	1	FS 260	5.76	5.77
				2213 K	H313	SR 120×2	1			
				22213 CCK	H313	SR 120×2	1			



Housing No.	Shaft Dia.	Dimensions mm								
	d	D	B	G	A	E	J	LA	LB	m
	(mm)	G7								
722515A/B	65	130	190	25	95	215	152	104	104	30
722516A/B	70	140	196	25	98	215	152	110	110	31
722517A/B	75	150	210	25	105	240	170	114	114	31
722518A/B	80	160	210	25	105	240	170	118	118	30
722520A/B	90	180	250	30	125	280	198	127	127	30
722522A/B	100	200	270	30	135	310	219	137	137	30



			Bearing No.	Adapter Sleeve	Locating Ring		Felt Seal	Weight	
n	C1	S			Number	Q'ty		DA	DB
								kg	kg
27	8	M16	1215 K	H215	SR 130×8	2	FS 260	9.25	9.25
			2215 K	H315	SR 130×10	1			
			22215 CCK	H315	SR 130×10	1			
36	8.5	M16	1216 K	H216	SR 140×8.5	2	FS 330	9.90	9.50
			2216 K	H316	SR 140×10	1			
			22216 K	H316	SR 140×10	1			
37	9	M16	1217 K	H217	SR 150×9	2	FS 330	11.45	11.15
			2217 K	H317	SR 150×10	1			
			22217 CCK/W33	H317	SR 150×10	1			
38	10	M16	1218 K	H218	SR 160×10	2	FS 330	11.92	12.10
			2218 K	H318	SR 160×10	1			
			22218 CCK/W33	H318	SR 160×10	1			
41	11	M20	1220 K	H220	SR 180×10	1	FS 370	18.5	18.00
					SR 180×12	1			
			2220 K	H320	SR 180×10	1			
			22220 CCK/W33	H320	SR 180×10	1			
44	12.5	M20	1222 K	H222	SR 200×12.5	2	FS 460	22.15	21.40
			2222 K	H322	SR 200×10	1			
			22222 CCK/W33	H322	SR 200×10	1			

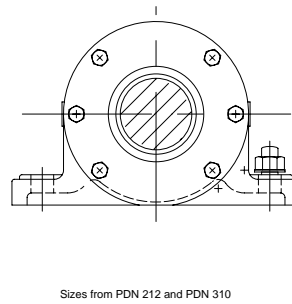
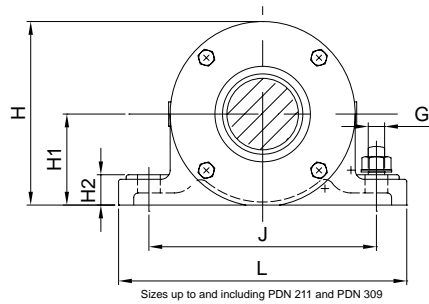


SERIES PDN 200 - HOUSING DIMENSIONS

Housing No.	Shaft Dia	Dimensions mm														
	da	A	A1	A2	A3	A4	Da	H	H1	H2	J	J1	L	N	G	G1
PDN 206	30	197	147.5	35	37.5	7	62	95	50	16	120	135	155	12	10	G1/8
PDN 207	35	227	173.5	40	45	7	72	100	50	18	130	150	160	15	12	G1/8
PDN 208	40	259	198.5	45	49.5	8	80	116	60	18	150	175	190	15	12	G1/8
PDN 210	50	314	258.5	52	52	10	90	121	60	20	150	225	190	15	12	G1/8
PDN 211	55	356	283.5	52	60.5	10	100	137	70	22	170	250	210	15	12	G1/8
PDN 212	60	376	316.5	60	58	10	110	142	70	25	170	275	210	15	12	G1/8
PDN 214	70	459	390.5	70	69	10	125	165	80	25	210	340	260	19	16	G1/8
PDN 215	75	459	389.5	70	69	10	130	165	80	25	210	340	260	19	16	G1/8
PDN 216	80	493	409.5	70	76	11	140	185	95	25	230	360	280	19	16	G1/4
PDN 218	90	543	455.5	80	81	12	160	200	100	30	260	400	320	19	16	G1/4
PDN 220	100	588	493	80	83.5	12	180	225	112	30	290	440	350	19	16	G1/4
PDN 222	110	634	547	90	88	13	200	253	125	36	320	480	400	24	20	G1/4
PDN 224	120	672	577	95	97	11.5	215	264	130	40	320	500	400	24	20	G1/4

SERIES PDN 300 - HOUSING DIMENSIONS

Housing No.	Shaft Dia	Dimensions mm														
	da	A	A1	A2	A3	A4	Da	H	H1	H2	J	J1	L	N	G	G1
PDN 305	25	202	146.5	35	40.5	7	62	95	50	16	120	135	155	12	10	G1/8
PDN 306	30	226	171.5	40	45	7	72	100	50	18	130	150	160	15	12	G1/8
PDN 307	35	259	198.5	45	49.5	8	80	116	60	18	150	175	190	15	12	G1/8
PDN 308	40	315	255.5	52	53	10	90	121	60	20	150	225	190	15	12	G1/8
PDN 309	45	360	279.5	52	63	10	100	137	70	22	170	250	210	15	12	G1/8
PDN 310	50	377	311.5	60	59	10	110	142	70	25	170	275	210	15	12	G1/8
PDN 311	55	422	335.5	60	69	10	120	158	80	25	210	300	260	19	16	G1/8
PDN 312	60	460	383.5	70	68	10	130	165	80	25	210	340	260	19	16	G1/8
PDN 313	65	492	402.5	70	74	11	140	185	95	25	230	360	280	19	16	G1/4
PDN 314	70	512	420.5	70	76	11	150	190	95	25	230	380	290	19	16	G1/4
PDN 315	75	547	448.5	80	83.5	12	160	200	100	30	260	400	320	19	16	G1/4
PDN 316	80	556	466.5	80	78	12	170	220	112	30	260	420	320	19	16	G1/4
PDN 317	85	590	486	80	85	12	180	225	112	30	290	440	350	19	16	G1/4
PDN 318	90	605	510	85	82.5	11	190	230	112	30	290	460	350	19	16	G1/4
PDN 319	95	648	540	90	94	13	200	253	125	36	320	480	400	24	20	G1/4
PDN 320	100	673	570	95	96.5	11.5	215	264	130	40	320	500	400	24	20	G1/4
PDN 322	110	686	580	95	94.5	10	240	296	150	40	380	520	450	28	24	G1/4
PDN 324	120	707	600	100	96	11.5	260	322	160	40	410	538	500	35	30	G1/4



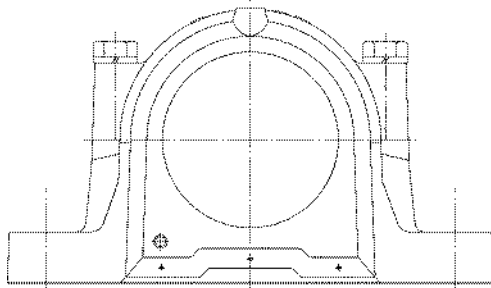
SERIES PDN 200 - HOUSING DIMENSIONS

Housing No.	Bearing No.	Shaft	Spring Washer	V-Ring	Felt Seal	Weight
PDN 206	6206	VJ-PDNB 206	WF-62	V-30A	-	7.40
PDN 207	6207	VJ-PDNB 207	WF-72	V-35A	-	10.0
PDN 208	6208	VJ-PDNB 208	WF-80	V-40A	-	14.5
PDN 210	6210	VJ-PDNB 210	WF-90	V-50A	-	22.6
PDN 211	6211	VJ-PDNB 211	WF-100	V-55A	-	27.7
PDN 212	6212	VJ-PDNB 212	WF-110	V-60A	-	33.0
PDN 214	6214	VJ-PDNB 214	WF-125	V-70A	-	60.7
PDN 215	6215	VJ-PDNB 215	WF-130	V-75A	-	62.0
PDN 216	6216	VJ-PDNB 216	WF-140	V-80A	-	66.8
PDN 218	6218	VJ-PDNB 218	WF-160	V-90A	-	96.3
PDN 220	6220	VJ-PDNB 220	-	V-100A	-	130
PDN 222	6222	VJ-PDNB 222	-	V-110A	-	176
PDN 224	6224	VJ-PDNB 224	-	V-120A	-	207

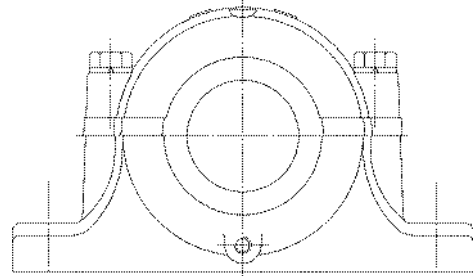
SERIES PDN 300 - HOUSING DIMENSIONS

Housing No.	Bearing No.	Shaft	Spring Washer	V-Ring	Felt Seal	Weight
PDN 305	6305	VJ-PDNB 305	WF-62	V-25A	FS 190	7.00
PDN 306	6306	VJ-PDNB 306	WF-72	V-30A	FS 190	9.60
PDN 307	6307	VJ-PDNB 307	WF-80	V-35A	FS 190	13.5
PDN 308	6308	VJ-PDNB 308	WF-90	V-40A	FS 190	19.5
PDN 309	6309	VJ-PDNB 309	WF-100	V-45A	FS 190	24.3
PDN 310	6310	VJ-PDNB 310	WF-110	V-50A	FS 260	29.7
PDN 311	6311	VJ-PDNB 311	WF-120	V-55A	FS 260	39.7
PDN 312	6312	VJ-PDNB 312	WF-130	V-60A	FS 260	52.4
PDN 313	6313	VJ-PDNB 313	WF-140	V-65A	FS 260	57.2
PDN 314	6314	VJ-PDNB 314	WF-150	V-70A	FS 330	68.5
PDN 315	6315	VJ-PDNB 315	WF-160	V-75A	FS 330	80.5
PDN 316	6316	VJ-PDNB 316	WF-170	V-80A	FS 330	92.2
PDN 317	6317	VJ-PDNB 317	-	V-85A	FS 330	114
PDN 318	6318	VJ-PDNB 318	-	V-90A	FS 370	134
PDN 319	6319	VJ-PDNB 319	-	V-95A	FS 370	155
PDN 320	6320	VJ-PDNB 320	-	V-100A	FS 460	177
PDN 322	6322	VJ-PDNB 322	-	V-110A	FS 460	226
PDN 324	6324	VJ-PDNB 324	-	V-120A	FS 460	276

SNK500

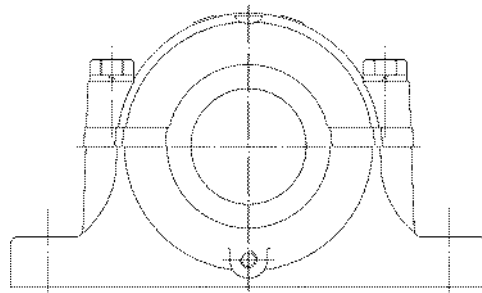


SN500/600/3000

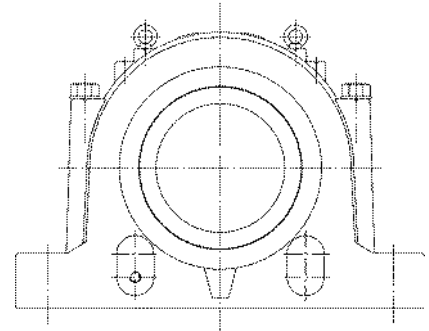


Material	Cast Iron, Ductile Iron & Cast Steel		Cast Iron, Ductile Iron & Cast Steel	
Appropriate Bearing Series Mounting	12, 22, 13, 23, 222, 223 Adapter & Cylindrical		12, 22, 13, 23, 222, 223, 232, 213, 230 Adapter & Cylindrical	
Shaft Size Range	3/4" ~ 5-1/2"	20mm to 140mm	3/4" ~ 6"	20mm to 200mm
Plummer Block Size	505-532		505-532 605-623 3024-3044 3122-3138	
Lubrication				
Standard Seals	TSNA		Felt seal (FS)	
Optional Seals	U-LOK	TSNA	ZF seal	
	TSNC	TS-UF		
	TS-U	TACK		

SSN500/600 FS / TS / TAC



SD3100FS / TS / TAC



Material

Cast Iron, Ductile Iron & Cast Steel

Cast Iron, Ductile Iron & Cast Steel

Appropriate Bearing Series Mounting

12, 22, 13, 23, 222, 223
Adapter & Cylindrical

213
Adapter & Cylindrical

Shaft Size Range

3/4" ~ 6"

20mm to 150mm

3/4" ~ 13-15/16"

150mm to 380mm

Plummer Block Size


505-532 605-632

3134-3180

Lubrication



Standard Seals



Felt seal (FS)

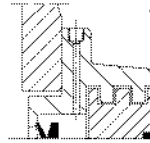


TS seal

Optional Seals



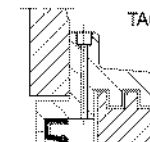
ZF seal



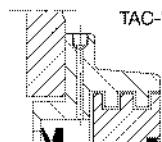
TAC-V seal



TS seal



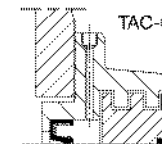
TAC-O seal



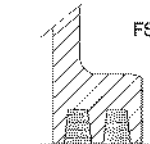
TAC-V seal



ZF seal

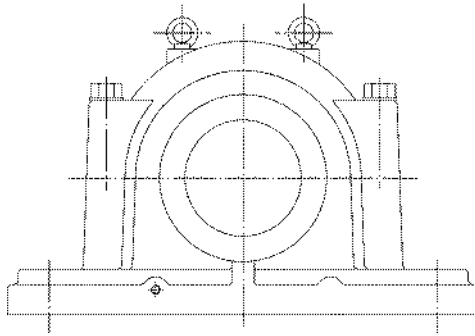


TAC-O seal

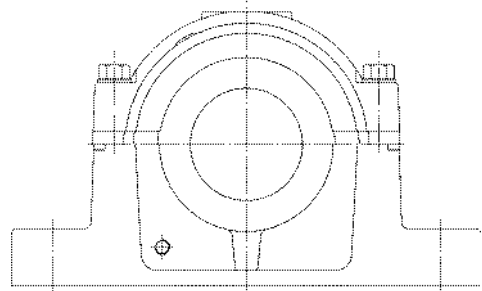


FS seal

SD500/600/3000



SAF500/600



Material

Cast Iron, Ductile Iron & Cast Steel

Cast Iron, Ductile Iron & Cast Steel

Appropriate Bearing Series Mounting

222, 223, 230
Adapter & Cylindrical

222, 223
Adapter & Cylindrical

Shaft Size Range

- 150mm to 360mm

1-7/16" ~ 7-3/16"

-

Plummer Block Size

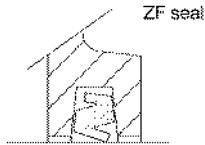
534-564 634-656 3034-3076

509-544 609-640

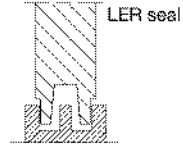
Lubrication



Standard Seals

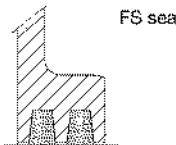


ZF seal

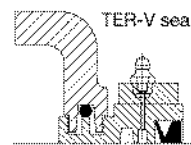


LER seal

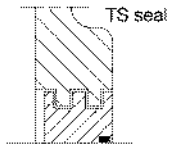
Optional Seals



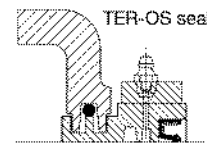
FS seal



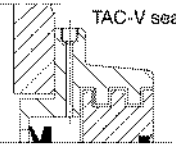
TER-V seal



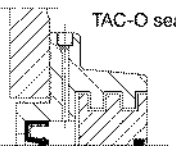
TS seal



TER-OS seal

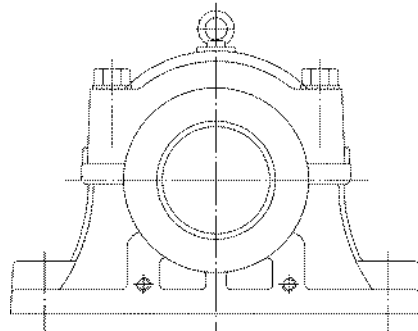


TAC-V seal

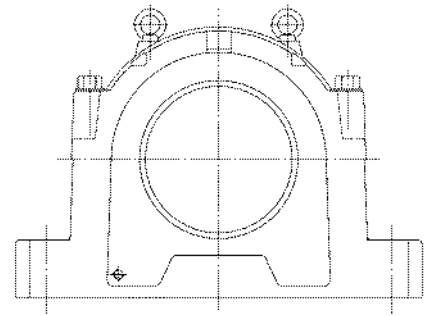


TAC-O seal

SDAF500/600/00K



SNK3100/3000



Material

Cast Iron, Ductile Iron & Cast Steel

Cast Iron, Ductile Iron & Cast Steel

Appropriate Bearing Series Mounting

**222, 223, 230
Adapter & Cylindrical**

**213, 230
Adapter & Cylindrical**

Shaft Size Range

3-7/16" ~ 14"

-

-

150mm to 450mm

Plummer Block Size

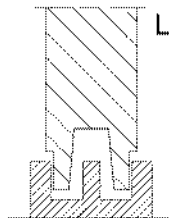
520-544 616-640 024K-076K

3134-3196

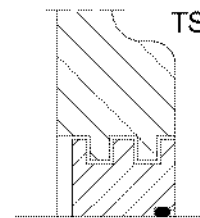
Lubrication



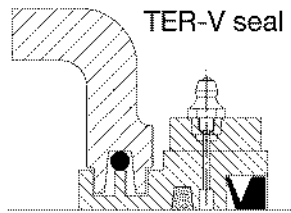
Standard Seals



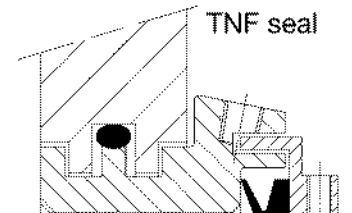
LER seal



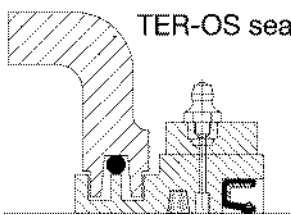
TS seal



TER-V seal

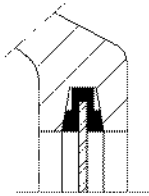


TNF seal

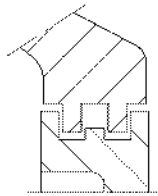


TER-OS seal

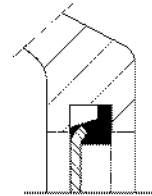
NOTES: SNK3100 (GREASE QUANTITIES)
Fills approximately 40% of the free space in the housing



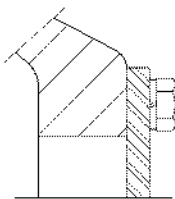
"NA" for SN type



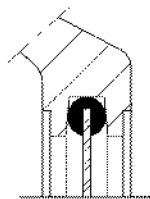
"TSA" for SD/SSN-TS types



"A" for SNK & SNU types



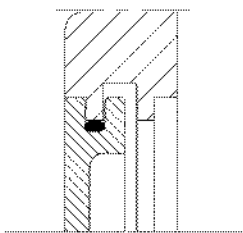
"P" for SD/SSN types
with taconite



"EPR" for SAF/SDAF types



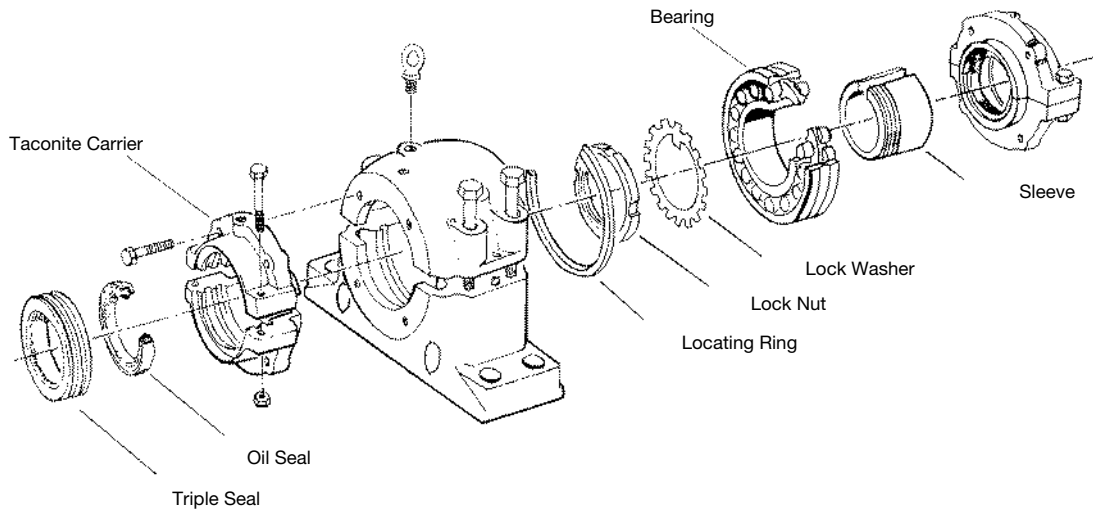
EP for SD & SAF048K-076K types




"ETS" for SNK3100 / 3000 types

For housings mounted at the ends of the shafts, the opening must be fitted with an end cover to prevent the entry of contaminants into the bearing.

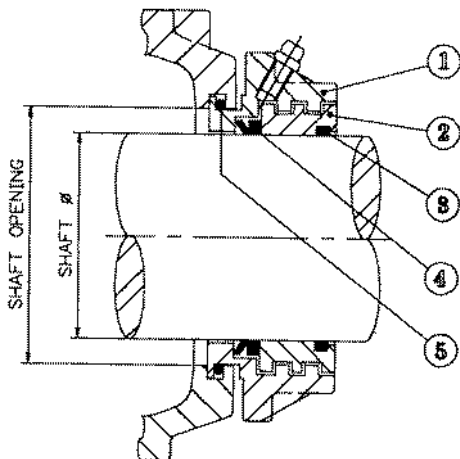
I. Taconite seal for SSN/SD Housings (TAC)



II. Inserted Type-Exclusively for SAF/SDAF Types (TER)

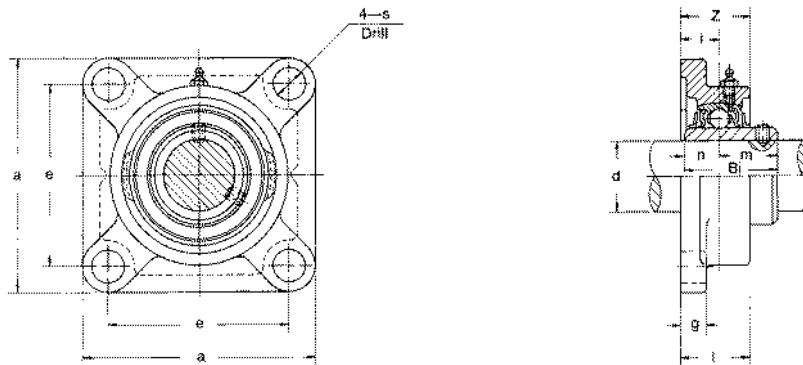


III. TACK - Kits 500 Series To Suit All SNK, SNN And SNH Type Housings.



1	Split Carrier
2	Triple Seal
3	"O" Ring
4	"V" Ring
5	"O" Ring

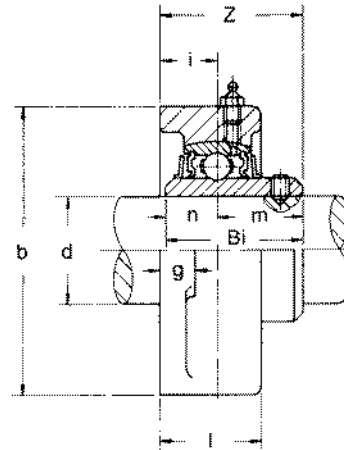
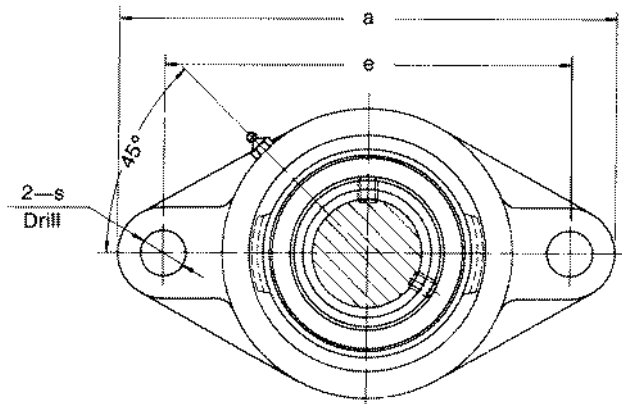
Set Screw Type - Normal Duty



Unit No.	Shaft Dia.		Dimensions (in.) (mm)										Bolt Used		Bearing No.	Housing No.	Weight	
	d		a	e	i	g	l	s	Z	Bi	n	m	(mm)	(in.)			kg	lbs
	(in.)	(mm)																
UCF 201		12													UC 201			
201-8	1/2	15													201-8			
202															202			
202-10	5/8	17	3-3/8	2-32/64	14/32	7/16	1	15/32	1-5/16	1.2205	0.5000	0.7205	10	3/8	202-10	F 204	0.65	1.43
203			86	64	15	11	25.5	12	33.3	31.0	12.7	18.3			203			
204-12	3/4	20													204-12			
204															204			
UCF 205-14	7/8														UC 205-14			
205-15	15/16		3-3/4	2-3/4	5/8	1/2	1-1/16	15/32	1-13/32	1.3386	0.5630	0.7756	10	3/8	205-15	F 205	0.90	1.98
205		25	95	70	16	13	27	12	35.7	34.0	14.3	19.7			205			
205-16	1														205-16			
UCF 206-18	1-1/8														UC 206-18			
206		30	4-1/4	3-17/64	45/64	1/2	1-7/32	15/32	1-19/32	1.5000	0.6260	0.8740	10	3/8	206	F 206	1.25	2.75
206-19	1-3/16		108	83	18	13	31	12	40.2	38.1	15.9	22.2			206-19			
UCF 207-20	1-1/4														UC 207-20			
207-21	1-5/16		4-19/32	3-5/8	3/4	19/32	1-11/32	35/64	1-3/4	1.6890	0.6890	1.0000	12	7/16	207-21	F 207	1.65	3.63
207-22	1-3/8		117	92	19	15	34	14	44.4	42.9	17.5	25.4			207-22			
207		35													207			
207-23	1-7/16														207-23			
UCF 208-24	1-1/2														UC 208-24			
208-25	1-9/16		5-1/8	4-1/64	53/64	19/32	1-13/32	5/8	2-1/32	1.9370	0.7480	1.1890	14	1/2	208-25	F 208	2.20	4.84
208		40	130	102	21	15	36	16	51.2	49.2	19.0	30.2			208			
UCF 209-26	1-5/8														UC 209-26			
209-27	1-11/16		5-13/32	4-9/64	55/64	5/8	1-1/2	5/8	2-1/16	1.9370	0.7480	1.1890	14	1/2	209-27	F 209	2.50	5.50
209-28	1-3/4		137	105	22	16	38	16	52.2	49.2	19.0	30.2			209-28			
209		45													209			
UCF 210-30	1-7/8														UC 210-30			
210-31	1-15/16		5/5-8	4-3/8	55/64	5/8	1-9/16	5/8	2-5/32	2.0315	0.7480	1.2835	14	1/2	210-31	F 210	2.75	6.05
210		50	143	111	22	16	40	16	54.6	51.6	19.0	32.6			210			
UCF 211-32	2														UC 211-32			
211-34	2-1/8		6-3/8	5-1/8	63/64	23/32	1-11/16	3/4	2-5/16	2.1890	0.8740	1.3150	16	5/8	211-34	F 211	3.95	8.69
211		55	162	130	25	18	43	19	58.4	55.6	22.2	33.4			211			
211-35	2-3/16														211-35			
UCF 212-36	2-1/4														UC 212-36			
212		60	6-7/8	5-5/8	1-9/64	23/32	1-7/8	3/4	2-23/32	2.5630	1.0000	1.5630	16	5/8	212	F 212	5.00	11.00
212-38	2-3/8		175	143	29	18	48	19	68.7	65.1	25.4	39.7			212-38			
212-39	2-7/16														212-39			
UCF 213-40	2-1/2														UC 213-40			
213		65	7-3/8	5-55/64	1-3/16	7/8	1-31/32	3/4	2-3/4	2.5630	1.0000	1.5630	16	5/8	213	F 213	6.00	13.20

Dimensions listed is for reference only

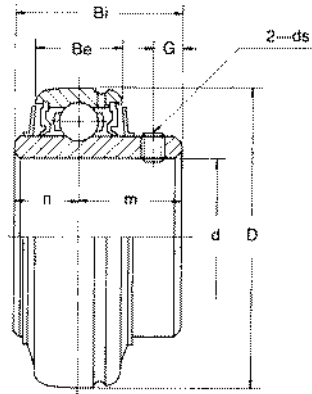
Set Screw Type - Normal Duty



Unit No.	Shaft Dia.		Dimensions (in.) (mm)											Bolt Used		Bearing No.	Housing No.	Weight	
	d		a	e	i	g	l	s	b	Z	Bi	n	m	(mm)	(in.)			kg	lbs
	(in.)	(mm)																	
UCFL 201	1/2	12														UC 201			
201-8		15														201-8			
202	5/8	17	4-7/16	3-35/64	19/32	7/16	1	15/32	2-3/8	1-5/16	1.2205	0.5000	0.7205	10	3/8	UC 202	FL 204	0.49	1.08
202-10		17	113	90	15	11	25.5	12	60	33.3	31.0	12.7	18.3			202-10			
203	3/4	20														UC 203			
204-12																UC 204-12			
204																204			
UCFL 205-14	7/8															UC 205-14			
205-15	15/16		5-1/8	3-57/64	5/8	1/2	1-1/16	5/8	2-11/16	1-13/32	1.3386	0.5630	0.7756	14	1/2	UC 205-15	FL 205	0.65	1.43
205		25	130	99	16	13	27	16	68	35.7	34.0	14.3	19.7			205			
205-16	1															UC 205-16			
UCFL 206-18	1-1/8															UC 206-18			
206		30	5-13/16	4-39/64	45/64	1/2	1-7/32	5/8	3-5/32	1-19/32	1.5000	0.6260	0.8740	14	1/2	UC 206	FL 206	0.98	2.16
206-19	1-3/16		148	117	18	13	31	16	80	40.2	38.1	15.9	22.2			206-19			
UCFL 207-20	1-1/4															UC 207-20			
207-21	1-5/16															UC 207-21			
207-22	1-3/8		6-11/32	5-1/8	3/4	9/16	1-11/32	5/8	3-17/32	1-3/4	1.6890	0.6890	1.0000	14	1/2	UC 207	FL 207	1.25	2.75
207		35	161	130	19	14	34	16	90	44.4	42.9	17.5	25.4			207			
207-23	1-7/16															UC 207-23			
UCFL 208-24	1-1/2															UC 208-24			
208-25	1-9/16		6-7/8	5-43/64	53/64	9/16	1-13/32	5/8	3-15/16	2	1.9370	0.7480	1.1890	14	1/2	UC 208-25	FL 208	1.65	3.63
208		40	175	144	21	14	36	16	100	512	49.2	19.0	30.2			208			
UCFL 209-26	1-5/8															UC 209-26			
209-27	1-11/16		7-13/32	5-53/64	55/64	19/32	1-1/2	3/4	4-1/14	2-1/16	1.9370	0.7480	1.1890	14	5/8	UC 209-27	FL 209	1.95	4.29
209-28		1-3/4	188	148	22	15	38	19	108	52.2	49.2	19.0	30.2			UC 209-28			
209		45														209			
UCFL 210-30	1-7/8															UC 210-30			
210-31	1-15/16		7-3/4	6-3/16	55/64	19/32	1-9/16	3/4	4-17/32	2-5/32	2.0315	0.7480	1.2835	16	5/8	UC 210-31	FL 210	2.25	4.95
210		50	197	157	22	15	40	19	115	54.6	51.6	19.0	32.6			210			
UCFL 211-32	2															UC 211-32			
211-34	2-1/8		8-13/16	7-1/4	63/64	23/32	1-11/16	3/4	5-1/8	2-5/16	2.1890	0.8740	1.3150	16	5/8	UC 211-34	FL 211	3.30	7.26
211		55	224	184	25	18	43	19	130	58.4	55.6	22.2	33.4			211			
211-35	2-3/16															UC 211-35			
UCFL 212-36	2-1/4															UC 212-36			
212		60	9-27/32	7-61/64	1-9/64	23/32	1-7/8	29/32	5-1/2	2-23/32	2.5630	1.0000	1.5630	20	3/4	UC 212	FL 212	4.30	9.46
212-38	2-3/8		250	202	29	18	48	23	140	68.7	65.1	25.4	39.7			212-38			
212-39	2-7/16															UC 212-39			
UCFL 213-40	2-1/2															UC 213-40			
213		65	10-5/32	8-17/64	1-3/16	25/32	1-31/32	29/32	6-3/32	2-3/4	2.5630	1.0000	1.5630	20	3/4	UC 213	FL 213	5.20	11.44

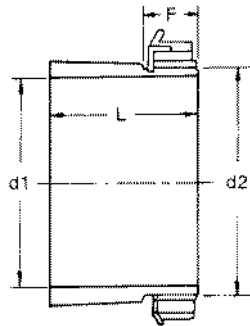
Dimensions listed is for reference only

Set Screw Type



Bearing No.	Bore Dia. of Bearing		Dimensions (in.) (mm)							Basic Load Rating lbs/kg	Basic Static Load Rating lbs/kg	Weight											
	d		D	Bi	Be	n	m	G	ds			kg	lbs										
	(in.)	(mm)																					
UC 201	1/2	12	1.8504	1.2205	0.6299	0.5000	0.7205	0.1969	1/4-28	2230	1390	0.21	0.46										
201-8		15										0.19	0.42										
202		17										47	31.0	16	12.7	18.3	5	6 x1	1010	630	0.19	0.42	
202-10		17										47	31.0	16	12.7	18.3	5	6 x1	1010	630	0.18	0.40	
203		3/4										20										0.16	0.35
204-12		20																				0.16	0.35
204	7-8	25	2.0472	1.3368	0.6693	0.5630	0.7756	0.2165	1/4-28	2420	1560	0.23	0.51										
205-14												15/16	52	34.0	17	14.3	19.7	5.5	6x1	1100	710	0.21	0.46
205												25	52	34.0	17	14.3	19.7	5.5	6x1	1100	710	0.20	0.44
205-16												1											0.20
UC 206-18	1-1/18	30	2.4409	1.5000	0.7480	0.6260	0.8740	0.2362	5/16-24	3370	2250	0.34	0.75										
206	30											62	38.1	19	15.9	22.2	6	8x1	1530	1020	0.32	0.70	
206-19	1-3/16																					0.32	0.70
UC 207-20	1-1/4	35	2.8346	1.6890	0.7874	0.6890	1.0000	0.2559	5/16-24	4444	3060	0.54	1.19										
207-21	1-5/16											72	42.9	20	17.5	25.4	6.5	8x1	2020	1390	0.51	1.12	
207-22	1-3/8																					0.48	1.06
207	35																					0.48	1.06
207-23	1-7/16																					0.45	0.99
UC 208-24	1-1/2	40	3.1496	1.9370	0.8268	0.7480	1.1890	0.3150	5/16-24	5020	3500	0.68	1.50										
208-25	1-9/16											80	49.2	21	19.0	30.2	8	8x1	2280	1290	0.65	1.43	
208																						0.64	1.41
UC 209-26	1-5/8	45	3.3465	1.9370	0.8661	0.7480	1.1890	0.3150	5/16-24	5630	3980	0.78	1.72										
209-27	1-11/16											85	49.2	22	19.0	30.2	8	8x1	2560	1810	0.74	1.63	
209-28	1-3/4																					0.70	1.54
209	45																					0.68	1.50
UC 210-30	1-7/8	50	3.5433	2.0315	0.9449	0.7480	1.2835	0.3543	5/16-24	6050	4444	0.87	1.91										
210-31	1-15/16											90	51.6	24	19.0	32.6	9	2x1	2750	2020	0.85	1.80	
210																						0.80	1.76
UC 211-32	2	55	3.9370	2.1890	0.9843	0.8740	1.3150	0.3543	3/8-24	7490	5620	1.26	2.77										
211-34	2-1/8											100	55.6	25	22.2	33.4	9	10x1.25	3400	2550	1.15	2.53	
211	55																					1.11	2.44
211-35	2-3/16																					1.09	2.40
UC 212-36	2-1/4	60	4.3307	2.5630	1.0630	1.0000	1.5630	0.4134	3/8-24	9040	6940	1.67	3.67										
212	2-3/8											110	65.1	27	25.4	39.7	10.5	10x1.25	4100	3150	1.54	3.39	
212-38	2-7/16																					1.52	3.34
212-39	60																					1.45	3.19
UC 213-40	3-1/2	65	4.7244	2.5630	1.1024	1.0000	1.5630	0.4724	3/8-24	9920	7590	1.94	4.27										
212	65											120	65.1	28	25.4	39.7	12	10x1.25	4500	3450	1.86	4.09	

Adapter for SAF 225-226 Series



For SAF 22500 Series

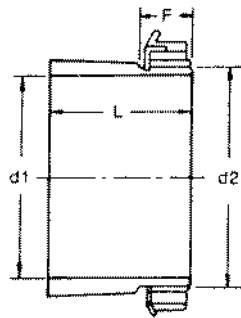
Bearing Bore No.	Complete Adapter		Locknut No.	Lockwasher No.	Adapter Sleeve No.	Nominal Sleeve Dimensions Inches				
	Designation	Weight lbs.				Shaft (Bore) Diameter d1	L	F	Thread Pitch Diameter d2	Threads Per Inch
09	SNW 09	0.6	N 09	W 09	S 09	1-7/16	1.584	.662	1.7277	18
10	SNW 10	0.7	N 10	W 10	S 10	1-11/16	1.765	.724	1.9277	18
11	SNW 11	0.8	N 11	W 11	S 11	1-15/16	1.845	.729	2.1174	18
13	SNW 13	1.3	N 13	W 13	S 13	2-3/16	2.100	.792	2.5084	18
15	SNW 15	2.2	AN 15	W 15	S 15	2-7/16	2.296	.895	2.8752	12
16	SNW 16	2.4	AN 16	W 16	S 16	2-11/16	2.376	.895	3.0790	12
17	SNW 17	2.9	AN 17	W 17	S 17	2-15/16	2.486	.926	3.2812	12
18	SNW 18	3.0	AN 18	W 18	S 18	3-3/16	2.646	1.010	3.4682	12
20	SNW 20	4.3	AN 20	W 20	S 20	3-7/16	2.869	1.073	3.8592	12
22	SNW 22	5.0	AN 22	W 22	S 22	3-15/16	3.206	1.135	4.2648	12
24	SNW 24	6.6	AN 24	W 24	S 24	4-3/16	3.466	1.166	4.6558	12
26	SNW 26	9.7	AN 26	W 26	S 26	4-7/16	3.762	1.229	5.0458	12
28	SNW 28	10.3	AN 28	W 28	S 28	4-15/16	3.981	1.291	5.4368	12
30	SNW 30	15.8	AN 30	W 30	S 30	5-3/16	4.241	1.354	5.8273	12
32	SNW 32	15.6	AN 32	W 32	S 32	5-7/16	4.578	1.510	6.1953	8
34	SNW 34	19.4	AN 34	W 34	S 34	5-15/16	4.847	1.541	6.5703	8
36	SNW 36	20.5	AN 36	W 36	S 36	6-7/16	5.038	1.573	6.9773	8
38	SNW 38	23.4	AN 38	W 38	S 38	6-15/16	5.261	1.604	7.3833	8
40	SNW 40	30.7	AN 40	W 40	S 40	7-3/16	5.484	1.666	7.7521	8
44	SNW 44	32.3	N 44	W 44	S 44	7-15/16	5.901	1.698	8.5378	8

For SAF 22600 Series

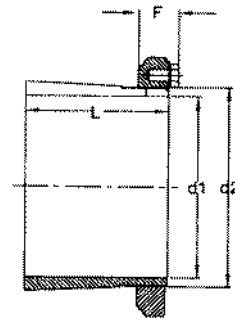
Bearing Bore No.	Complete Adapter		Locknut No.	Lockwasher No.	Adapter Sleeve No.	Nominal Sleeve Dimensions Inches				
	Designation	Weight lbs.				Shaft (Bore) Diameter d1	L	F	Thread Pitch Diameter d2	Threads Per Inch
09	SNW 109	0.7	N 09	W 09	S 109	1-7/16	2.133	.662	1.7277	18
10	SNW 110	0.8	N 10	W 10	S 110	1-11/16	2.394	.724	1.9277	18
11	SNW 111	0.9	N 11	W 11	S 111	1-15/16	2.516	.729	2.1174	18
13	SNW 113	1.7	N 13	W 13	S 113	2-3/16	2.771	.792	2.5084	18
15	SNW 115	2.9	AN 15	W 15	S 115	2-7/16	3.084	.895	2.8752	12
16	SNW 116	3.1	AN 16	W 16	S 116	2-11/16	3.204	.895	3.0790	12
17	SNW 117	3.4	AN 17	W 17	S 117	2-15/16	3.312	.926	3.2812	12
18	SNW 118	3.9	AN 18	W 18	S 118	3-3/16	3.553	1.010	3.4682	12
20	SNW 120	6.2	AN 20	W 20	S 120	3-7/16	3.971	1.073	3.8592	12
22	SNW 122	6.4	AN 22	W 22	S 122	3-15/16	4.348	1.135	4.2648	12
24	SNW 124	7.8	AN 24	W 24	S 124	4-3/16	4.648	1.166	4.6558	12
26	SNW 126	12.4	AN 26	W 26	S 126	4-7/16	4.982	1.229	5.0458	12
28	SNW 128	13.0	AN 28	W 28	S 128	4-15/16	5.323	1.291	5.4368	12
30	SNW 130	18.0	AN 30	W 30	S 130	5-3/16	5.621	1.354	5.8278	12
32	SNW 132	18.1	AN 32	W 32	S 132	5-7/16	5.920	1.510	6.1953	8
34	SNW 134	21.0	AN 34	W 34	S 134	5-15/16	6.188	1.541	6.5703	8
36	SNW 136	22.4	AN 36	W 36	S 136	6-7/16	6.456	1.573	6.9773	8
38	SNW 138	28.1	AN 38	W 38	S 138	6-15/16	6.758	1.604	7.3833	8
40	SNW 140	35.7	AN 40	W 40	S 140	7-3/16	7.095	1.666	7.7521	8

• Other shaft sizes are also available.

Series: SNW3000



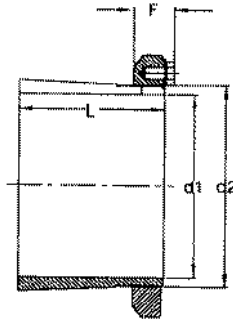
Series: SNP3000



Bearing Bore No.	Complete Adapter		Locknut No.	Lockwasher No.	Adapter Sleeve No.	Nominal Sleeve Dimensions inches				
	Designation	Weight lbs.				Shaft (Bore) Diameter d1	L	F	Thread Pitch Diameter d2	Threads Per inch
24	SNW 3024	6.1	AN 024	W 024	S 3024	4-3/16	2.947	1.250	4.6538	12
26	SNW 3026	7.5	AN 026	W 026	S 3026	4-7/16	3.237	1.313	5.0458	12
28	SNW 3028	8.4	AN 028	W 028	S 3028	4-15/16	3.340	1.375	5.4368	12
30	SNW 3030	9.7	AN 030	W 030	S 3030	5-3/16	3.492	1.406	5.8278	12
32	SNW 3032	11.8	AN 032	W 032	S 3032	5-7/16	3.711	1.468	6.1953	8
34	SNW 3034	13.3	AN 034	W 034	S 3034	5-15/16	4.019	1.500	6.5703	8
36	SNW 3036	15.2	AN 036	W 036	S 3036	6-7/16	4.337	1.531	6.9773	8
38	SNW 3038	16.7	AN 038	W 038	S 3038	6-15/16	4.412	1.594	7.3833	8
40	SNW 3040	19.7	AN 040	W 040	S 3040	7-3/16	4.750	1.656	7.7571	8
44	SNW 3044	24.4	N 044	W 044	S 3044	7-15/16	5.130	1.750	8.5378	8
48	SNP 3048	32.2	N 048	P 48	S 3048	8-15/16	5.432	1.968	9.3245	6
52	SNP 3052	41.1	N 052	P 52	S 3052	9-7/16	6.019	2.125	10.0742	6
56	SNP 3056	45.4	N 056	P 56	S 3056	10-7/16	6.191	2.215	10.8852	6
60	SNP 3060	58.9	N 060	P 60	S 3060	10-15/16	6.727	2.281	11.6662	6
64	SNP 3064	65.7	N 064	P 64	S 3064	11-15/16	6.946	2.375	12.4439	6
68	SNP 3068	77.8	N 068	P 68	S 3068	12-7/16	7.543	2.531	13.191	5
72	SNP 3072	86.2	N 072	P 72	S 3072	13-7/16	7.579	2.531	14.022	5
76	SNP 3076	94.3	N 076	P 76	S 3076	13-15/16	7.743	2.656	14.809	5
80	SNP 3080	105.0	N 080	P 80	S 3080	15	8.411	2.813	15.597	5
84	SNP 3084	114.2	N 084	P 84	S 3084	15-3/14	8.498	2.813	16.384	5

• Other shaft sizes are also available.

Series: SNP3100 & SNP3200



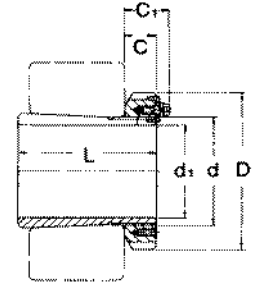
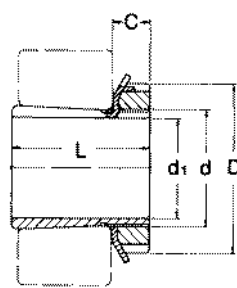
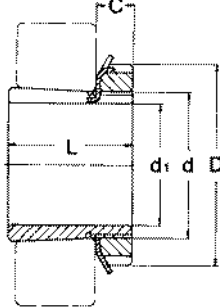
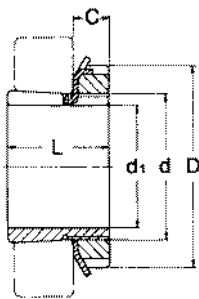
Designations	Lock nut	Locking device	Dimensions				Weight
			L mm	d2 mm	d1	Threads Per Inch	
SNP 3148x8.15/16	N 048	PL 48	168.60	239.82	8.15/16	6	17
SNP 3152x9.7/16	N 052	PL 52	192.86	258.87	9.7/16	6	20
SNP 3152x9.1/2	N 052	PL 52	192.86	258.87	9.1/2	6	20
SNP 3156x10	N 056	PL 56	197.25	279.50	10	6	21
SNP 3156x10.7/16	N 056	PL 56	197.25	279.50	10.7/16	6	21
SNP 3160x10.15/16	N 060	PL 60	212.85	299.33	10.15/16	6	27
SNP 3164x11.15/16	N 064	PL 64	231.41	316.07	11.15/16	6	45.4
SNP 3164x12	N 064	PL 64	231.41	319.07	12	6	45.4
SNP 3168x12.7/16	N 068	PL 68	248.59	335.05	12.7/16	5	55.8
SNP 3172x13.7/16	N 072	PL 72	250.49	356.15	13.7/16	5	68
SNP 3176x13.15/16	N 076	PL 76	255.67	376.14	13.15/16	5	75.3
SNP 3180x14.15/16	N 080	PL 80	265.65	396.16	14.15/16	5	84.4
SNP 3184x15.3/4	N 084	PL 84	289.86	416.15	15.3/4	5	88
SNP 3188x16.1/2	N 088	PL 88	300.15	438.98	16.1/2	5	98.7
SNP 3192x17	N 092	PL 92	314.14	459.00	17	5	126
SNP 3196x18	N 096	PL 96	322.93	478.99	18	5	124

Designations	Lock nut	Locking device	Dimensions				Weight
			L mm	d2 mm	d1	Threads Per Inch	
SNP 3256x10.7/16	N 056	PL 56	227.25	279.50	10.7/16	6	26.8
SNP 3260x10.15/16	N 060	PL 60	244.85	299.33	10.15/16	6	31
SNP 3260x11	N 060	PL 60	244.85	299.33	11	6	31
SNP 3264x11.15/16	N 064	PL 64	263.42	319.07	11.15/16	6	44.5
SNP 3268x12.7/16	N 068	PL 68	282.6	335.05	12.7/16	5	61
SNP 3272x13.7/16	N 072	PL 72	290.5	356.15	13.7/16	5	74.8
SNP 3276x13.15/16	N 076	PL 76	301.67	376.14	13.15/16	5	84.4
SNP 3280x15	N 080	PL 80	321.66	396.16	15	5	95.7
SNP 3284x15.3/4	N 084	PL 84	337.87	416.15	15.3/4	5	97.1
SNP 3288x16.1/2	N 088	PL 88	354.15	438.98	16.1/2	5	116

Series: H2 (HE, HS, HA)

H3 (HE, HS, HA)

Series:H23 (HE, HS, HA)



$d1 \leq 180\text{mm}$

$d1 > 180\text{mm}$

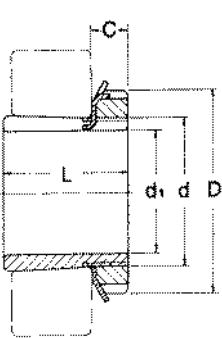
mm

No.	d	d1	L	D	C	AN/KM AW/MB	Weight (kg)
H 204	20	17	24	32	7	4	0.041
H 205	25	20	26	38	8	5	0.070
H 206	30	25	27	45	8	6	0.099
H 207	35	30	29	52	9	7	0.125
H 208	40	35	31	58	10	8	0.174
H 209	45	40	33	65	11	9	0.227
H 210	50	45	35	70	12	10	0.274
H 211	55	50	37	75	12	11	0.308
H 212	60	55	38	80	13	12	0.346
H 213	65	60	40	85	14	13	0.401
H 214	70	60	41	92	14	14	0.593
H 215	75	65	43	98	15	15	0.707
H 216	80	70	46	105	17	16	0.882
H 217	85	75	50	110	18	17	1.02
H 218	90	80	52	120	18	18	1.19
H 219	95	85	55	125	19	19	1.37
H 220	100	90	58	130	20	20	1.49
H 221	105	95	60	140	20	21	1.72
H 222	110	100	63	145	21	22	1.93
H 304	20	17	28	32	7	4	0.045
H 305	25	20	29	38	8	5	0.075
H 306	30	25	31	45	8	6	0.109
H 307	35	30	35	52	9	7	0.142
H 308	40	35	36	58	10	8	0.189
H 309	45	40	39	65	11	9	0.248
H 310	50	45	42	70	12	10	0.303
H 311	55	50	45	75	12	11	0.345
H 312	60	55	47	80	13	12	0.394
H 313	65	60	50	85	14	13	0.458
H 314	70	60	52	92	14	14	0.723
H 315	75	65	55	98	15	15	0.831
H 316	80	70	59	105	17	16	1.03
H 317	85	75	63	110	18	17	1.18
H 318	90	80	65	120	18	18	1.37
H 319	95	85	68	125	19	19	1.56

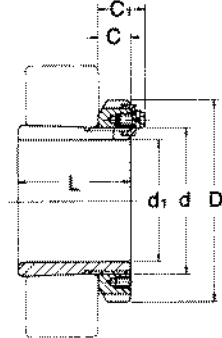
No.	d	d1	L	D	C	C1	AN/KM AW/MB	Weight (kg)
H 320	100	90	71	130	20	-	20	1.69
H 321	105	95	74	140	20	-	21	1.95
H 322	110	100	77	145	21	-	22	2.18
H 2304	20	17	31	32	7	-	4	0.049
H 2305	25	20	35	38	8	-	5	0.087
H 2306	30	25	38	45	8	-	6	0.126
H 2307	35	30	43	52	9	-	7	0.165
H 2308	40	35	46	58	10	-	8	0.224
H 2309	45	40	50	65	11	-	9	0.280
H 2310	50	45	55	70	12	-	10	0.362
H 2311	55	50	59	75	12	-	11	0.420
H 2312	60	55	62	80	13	-	12	0.481
H 2313	65	60	65	85	14	-	13	0.557
H 2314	70	60	68	92	14	-	14	0.897
H 2315	75	65	73	98	15	-	15	1.05
H 2316	80	70	78	105	17	-	16	1.28
H 2317	85	75	82	110	18	-	17	1.45
H 2318	90	80	86	120	18	-	18	1.69
H 2319	95	85	90	125	19	-	19	1.92
H 2320	100	90	97	130	20	-	20	2.15
H 2321	105	95	101	140	20	-	21	2.46
H 2322	110	100	105	145	21	-	22	2.74
H 2324	120	110	112	155	22	-	24	3.19
H 2326	130	115	121	165	23	-	26	4.60
H 2328	140	125	131	180	24	-	28	5.55
H 2330	150	135	139	195	26	-	30	6.63
H 2332	160	140	147	210	28	-	32	9.14
H 2334	170	150	154	220	29	-	34	10.2
H 2336	180	160	161	230	30	-	36	11.3
H 2338	190	170	169	240	31	-	38	12.6
H 2340	200	180	176	250	32	-	40	13.9
H 2344	220	200	186	280	35	44	44	16.7
H 2348	240	220	199	300	37	46	48	19.7
H 2352	260	240	211	330	39	49	52	24.2
H 2356	280	260	224	350	41	51	56	27.8

Series: H30 (HE)

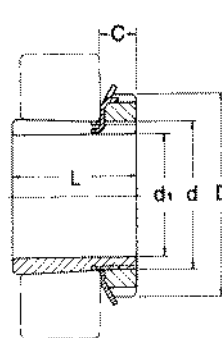
Series: H31 (HE)



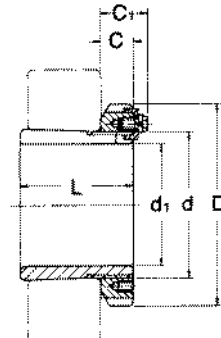
d1 ≤ 180mm



d1 > 180mm



d1 ≤ 180mm



d1 > 180mm

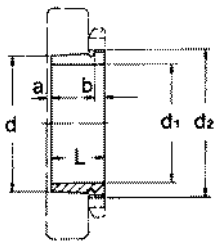
mm

No.	d	d1	L	D	C	C1	Weight (kg)
H 3024	120	110	72	145	22	-	1.93
H 3026	130	115	80	155	23	-	2.85
H 3028	140	125	82	165	24	-	3.16
H 3030	150	135	87	180	26	-	3.89
H 3032	160	140	93	190	28	-	5.21
H 3034	170	150	101	200	29	-	5.99
H 3036	180	160	109	210	30	-	6.83
H 3038	190	170	112	220	31	-	7.45
H 3040	200	180	120	240	32	-	9.19
H 3044	220	200	126	260	30	41	10.3
H 3048	240	220	133	290	34	46	13.2
H 3052	260	240	145	310	34	46	15.3
H 3056	280	260	152	330	38	50	17.7
H 3060	300	280	168	360	42	54	22.8
H 3064	320	300	171	380	42	55	24.6
H 3068	340	320	187	400	45	58	28.7
H 3072	360	340	188	420	45	58	30.5
H 3076	380	360	193	450	48	62	35.8
H 3080	400	380	210	470	52	66	41.3
H 3084	420	400	212	490	52	66	43.7
H 3088	440	410	228	520	60	77	65.2
H 3092	460	430	234	540	60	77	69.5
H 3096	480	450	237	560	60	77	73.3
H 3120	100	90	76	130	20	-	1.80
H 3122	110	100	81	145	21	-	2.25
H 3124	120	110	88	155	22	-	2.64
H 3126	130	115	92	165	23	-	3.66
H 3128	140	125	97	180	24	-	4.34
H 3130	150	135	111	195	26	-	5.52

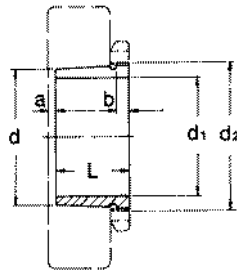
No.	d	d1	L	D	C	C1	Weight (kg)
H 3132	160	140	119	210	28	-	7.67
H 3134	170	150	122	220	29	-	8.38
H 3136	180	160	131	230	30	-	9.5
H 3138	190	170	141	240	31	-	10.8
H 3140	200	180	150	250	32	-	12.1
H 3144	220	200	161	280	35	-	14.7
H 3148	240	220	172	300	37	-	17.3
H 3152	260	240	190	330	39	-	22.0
H 3156	280	260	195	350	41	-	24.5
H 3160	300	280	208	380	40	53	30.2
H 3164	320	300	226	400	42	56	34.9
H 3168	340	320	254	440	55	72	49.5
H 3172	360	340	259	460	58	75	54.2
H 3176	380	360	264	490	60	77	61.7
H 3180	400	380	272	520	62	82	70.6
H 3184	420	400	304	540	70	90	84.2
H 3188	440	410	307	560	70	90	104
H 3192	460	430	326	580	75	95	116
H 3196	480	450	335	620	75	95	133
H 3260	300	280	240	380	40	53	34.1
H 3264	320	300	258	400	42	56	39.3
H 3268	340	320	288	440	55	72	54.6
H 3272	360	340	299	460	58	75	60.6
H 3276	380	360	310	490	60	77	69.6
H 3280	400	380	328	520	62	82	81.0
H 3284	420	400	352	540	70	90	94.0
H 3288	440	410	361	560	70	90	118
H 3292	460	430	382	580	75	95	132
H 3296	480	450	397	620	75	95	152

- H3044 and larger sizes are fitted with nut ANL44/HM3044 and washer ALL44/MS3044 and up.
- H3144 and larger sizes are fitted with nut AN44/HM3144 and up.
- H3160 and larger sizes are fitted with nut AL60/MS3160 and up.
- Larger size than H3296 is also available.

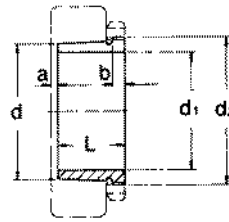
Series: **AH2**



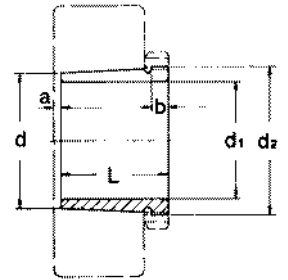
AH3



AH23



AH30



mm

No.	d	d ₁	L	b	a	d ₂	Weight (kg)
AH 208	40	35	25	6	2	M 45x1.5	0.081
AH 209	45	40	26	6	3	M 50x1.5	0.095
AH 210	50	45	28	7	3	M 55x2	0.114
AH 211	55	50	29	7	3	M 60x2	0.132
AH 212	60	55	32	8	3	M 65x2	0.161
AH 213	65	60	32.5	8	3.5	M 75x2	0.213
AH 214	70	65	33.5	8	3.5	M 80x2	0.240
AH 215	75	70	34.5	8	3.5	M 85x2	0.259
AH 216	80	75	35.5	8	3.5	M 90x2	0.284
AH 217	85	80	38.5	9	3.5	M 95x2	0.314
AH 218	90	85	40	9	4	M100x2	0.351
AH 219	95	90	43	10	4	M105x2	0.403
AH 220	100	95	45	10	4	M110x2	0.481
AH 222	110	105	50	11	4	M120x2	0.547
AH 224	120	115	53	12	4	M130x2	0.679
AH 226	130	125	53	12	4	M140x2	0.725
AH 228	140	135	56	13	5	M150x2	0.818
AH 230	150	145	60	14	5	M160x3	0.963
AH 232	160	150	64	15	5	M170x3	1.70
AH 234	170	160	69	16	5	M180x3	1.98
AH 236	180	170	69	16	5	M190x3	2.14
AH 238	190	180	73	17	5	Tr205x4	2.52
AH 240	200	190	77	18	5	Tr215x4	2.87
AH 244	220	200	85	18	6	Tr235x4	5.49
AH 248	240	220	96	22	6	Tr260x4	7.34
AH 252	260	240	105	23	6	Tr280x4	8.80
AH 256	280	260	105	23	8	Tr300x4	9.42
AH 308	40	35	29	6	3	M 45x1.5	0.090
AH 309	45	40	31	6	3	M 50x1.5	0.109
AHX 310	50	45	35	7	3	M 55x2	0.137
AHX 311	55	50	37	7	3	M 60x2	0.161
AHX 312	60	55	40	8	3	M 65x2	0.189
AH 313	65	60	42	8	3	M 75x2	0.253
AH 314	70	65	43	8	4	M 80x2	0.280
AH 315	75	70	45	8	4	M 85x2	0.313
AH 316	80	75	48	8	4	M 90x2	0.365
AHX 317	85	80	52	9	4	M 95x2	0.429
AHX 318	90	85	53	9	4	M100x2	0.461
AHX 319	95	90	57	10	4	M105x2	0.532
AHX 320	100	95	59	10	4	M110x2	0.582
AHX 322	110	105	63	12	4	M120x2	0.663
AHX 324	120	115	69	13	4	M130x2	0.866
AHX 326	130	125	74	14	4	M140x2	1.02
AHX 328	140	135	77	14	5	M150x2	1.16
AHX 330	150	145	83	15	5	M165x3	1.50
AH 332	160	150	88	16	5	M180x3	2.69
AH 334	170	160	93	17	5	M190x3	3.07
AH 2308	40	35	40	7	3	M 45x1.5	0.128
AH 2309	45	40	44	7	3	M 50x1.5	0.164

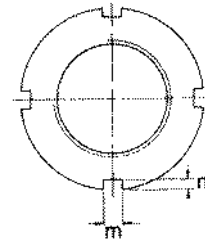
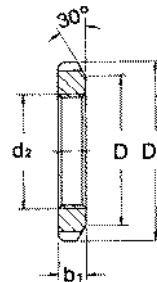
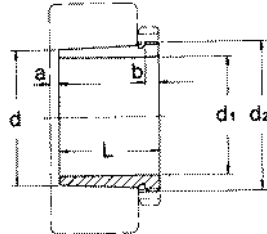
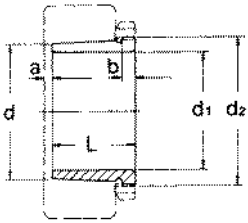
No.	d	d ₁	L	b	a	d ₂	Weight (kg)
AHX 2310	50	45	50	9	3	M 55x2	0.209
AHX 2311	55	50	54	10	3	M 60x2	0.253
AHX 2312	60	55	58	11	3	M 65x2	0.297
AH 2313	65	60	61	12	3	M 75x2	0.395
AHX 2314	70	65	64	12	4	M 80x2	0.466
AHX 2315	75	70	68	12	4	M 85x2	0.534
AHX 2316	80	75	71	12	4	M 90x2	0.597
AHX 2317	85	80	74	13	4	M 95x2	0.670
AHX 2318	90	85	79	14	4	M100x2	0.779
AHX 2319	95	90	85	16	4	M105x2	0.886
AHX 2320	100	95	90	16	4	M110x2	0.998
AHX 2322	110	105	98	16	4	M125x2	3.35
AHX 2324	120	115	105	17	4	M135x2	1.60
AHX 2326	130	125	115	19	4	M145x2	1.97
AHX 2328	140	135	125	20	5	M155x3	2.33
AHX 2330	150	145	135	24	5	M165x3	2.82
AH 2332	160	150	140	24	6	M180x3	4.72
AH 2334	170	160	146	24	6	M190x3	5.25
AH 2336	180	170	154	26	6	M200x3	5.83
AH 2338	190	180	160	26	7	Tr210x4	6.63
AH 2340	200	190	170	30	7	Tr220x4	7.54
AH 2344	220	200	181	30	8	Tr240x4	13.5
AH 2348	240	220	189	30	8	Tr260x4	15.5
AH 2352	260	240	205	30	8	Tr290x4	19.6
AH 2356	280	260	212	30	8	Tr310x5	21.6
AHX 3024	120	115	60	13	4	M130x2	0.750
AHX 3026	130	125	67	14	4	M140x2	0.930
AHX 3028	140	135	68	14	5	M150x2	1.01
AHX 3030	150	145	72	15	5	M160x3	1.15
AH 3032	160	150	77	16	5	M170x3	2.06
AH 3034	170	160	85	17	5	M180x3	2.43
AH 3036	180	170	92	17	6	M190x3	2.81
AH 3038	190	180	96	18	6	Tr205x4	3.32
AH 3040	200	190	102	19	6	Tr215x4	3.80
AH 3044	220	200	111	20	6	Tr235x4	7.40
AH 3048	240	220	116	21	7	Tr260x4	8.75
AH 3052	260	240	128	23	7	Tr280x4	10.7
AH 3056	280	260	131	24	8	Tr300x4	12.0
AH 3060	300	280	145	26	8	Tr320x5	14.4
AH 3064	320	300	149	27	8	Tr345x5	16.0
AH 3068	340	320	162	28	9	Tr365x5	19.5
AH 3072	360	340	167	30	9	Tr385x5	21.0
AH 3076	380	360	170	31	10	Tr410x5	23.2
AH 3080	400	380	183	33	10	Tr430x5	27.3
AH 3084	420	400	186	34	10	Tr450x5	29.0
AHX 3088	440	420	194	35	11	Tr470x5	32.0
AHX 3092	460	440	202	37	11	Tr490x5	35.2
AHX 3096	480	460	205	38	12	Tr520x6	39.2

• Larger size is also available.

Series: AH31

AH22, AH32

Series: AN/KM



mm

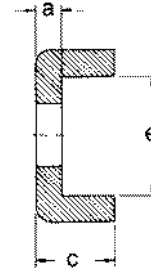
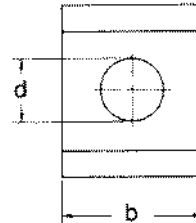
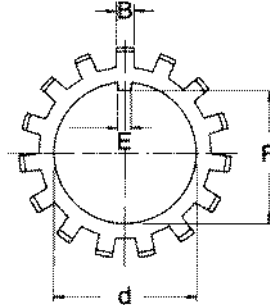
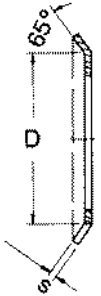
No.	d	d ₁	L	b	a	d ₂	Weight (kg)
AHX 3120	100	95	64	11	4	M110x2	0.650
AHX 3122	110	105	68	11	4	M120x2	0.760
AHX 3124	120	115	75	12	4	M130x2	0.950
AHX 3126	130	125	78	12	4	M140x2	1.08
AHX 3128	140	135	83	14	5	M150x2	1.28
AHX 3130	150	145	96	15	5	M165x3	1.79
AH 3132	160	150	103	16	5	M180x3	3.21
AH 3134	170	160	104	16	5	M190x3	3.40
AH 3136	180	170	116	19	6	M200x3	4.22
AH 3138	190	180	125	20	6	Tr210x4	4.89
AH 3140	200	190	134	21	6	Tr220x4	5.49
AH 3144	220	200	145	23	6	Tr240x4	10.4
AH 3148	240	220	154	25	7	Tr260x4	12.0
AH 3152	260	240	172	26	7	Tr290x4	16.2
AH 3156	280	260	175	28	8	Tr310x5	17.5
AH 3160	300	280	192	30	8	Tr330x5	20.8
AH 3164	320	300	209	31	8	Tr350x5	24.5
AH 3168	340	320	225	33	9	Tr370x5	29.0
AH 3172	360	340	229	35	9	Tr400x5	33.0
AH 3176	380	360	232	36	10	Tr420x5	35.7
AH 3180	400	380	240	38	10	Tr440x5	39.5
AH 3184	420	400	266	40	10	Tr460x5	46.5
AHX 3188	440	420	270	42	11	Tr480x5	49.8
AHX 3192	460	440	285	43	11	Tr510x6	57.9
AHX 3196	480	460	295	45	12	Tr530x6	63.1
AHX 3218	90	85	63	10	4	M100x2	0.576
AHX 3219	95	90	67	11	4	M105x2	0.655
AHX 3220	100	95	73	11	4	M110x2	0.767
AHX 3222	110	105	82	11	4	M125x2	1.04
AHX 3224	120	115	90	13	4	M135x2	1.30
AHX 3226	130	125	98	15	4	M145x2	1.58
AHX 3228	140	135	104	15	5	M155x3	1.84
AHX 3230	150	145	114	17	5	M165x3	2.22
AH 3232	160	150	124	20	6	M180x3	4.08
AH 3234	170	160	134	24	6	M190x3	4.80
AH 3236	180	170	140	24	6	M200x3	5.32
AH 3238	190	180	145	25	7	Tr210x4	5.90
AH 3240	200	190	153	25	7	Tr220x4	6.68
AH 3260	300	280	228	34	8	Tr330x5	26.0
AH 3264	320	300	246	36	8	Tr350x5	30.6
AH 2236	180	170	105	17	5	M200x3	3.73
AH 2238	190	180	112	18	5	Tr210x4	4.25
AH 2240	200	190	118	19	5	Tr220x4	4.68
AH 2244	220	200	130	20	6	Tr240x4	9.10
AH 2248	240	220	144	21	6	Tr260x4	11.1
AH 2252	260	240	155	23	6	Tr290x4	14.0
AH 2256	280	260	155	24	8	Tr310x5	15.2
AH 2260	300	280	170	26	8	Tr330x5	18.1
AH 2264	320	300	180	27	10	Tr350x5	20.2

No.	d ₂	D ₁	b ₁	D	m	n	Weight (kg)
AN/KM0	M 10x0.75	18	4	13.5	3	2	0.004
AN/KM1	M 12x1	22	4	17	3	2	0.007
AN/KM2	M 15x1	25	5	21	4	2	0.010
AN/KM3	M 17x1	28	5	24	4	2	0.013
AN/KM4	M 20x1	32	6	26	4	2	0.019
AN/KM5	M 25x1.5	38	7	32	5	2	0.025
AN/KM6	M 30x1.5	45	7	38	5	2	0.043
AN/KM7	M 35x1.5	52	8	44	5	2	0.053
AN/KM8	M 40x1.5	58	9	50	6	2.5	0.085
AN/KM9	M 45x1.5	65	10	56	6	2.5	0.119
AN/KM10	M 50x1.5	70	11	61	6	2.5	0.148
AN/KM11	M 55x2	75	11	67	7	3	0.158
AN/KM12	M 60x2	80	11	73	7	3	0.174
AN/KM13	M 65x2	85	12	79	7	3	0.203
AN/KM14	M 70x2	92	12	85	8	3.5	0.242
AN/KM15	M 75x2	98	13	90	8	3.5	0.287
AN/KM16	M 80x2	105	15	95	8	3.5	0.397
AN/KM17	M 85x2	110	16	102	8	3.5	0.451
AN/KM18	M 90x2	120	16	108	10	4	0.556
AN/KM19	M 95x2	125	17	113	10	4	0.658
AN/KM20	M100x2	130	18	120	10	4	0.698
AN/KM21	M105x2	140	18	126	12	5	0.845
AN/KM22	M110x2	145	19	133	12	5	0.965
AN/KM23	M115x2	150	19	137	12	5	1.01
AN/KM24	M120x2	155	20	138	12	5	1.08
AN/KM25	M125x2	160	21	148	12	5	1.19
AN/KM26	M130x2	165	21	149	12	5	1.25
AN/KM27	M135x2	175	22	160	14	6	1.55
AN/KM28	M140x2	180	22	160	14	6	1.56
AN/KM29	M145x2	190	24	172	14	6	1.80
AN/KM30	M150x2	195	24	171	14	6	2.03
AN/KM31	M155x3	200	25	182	16	7	2.30
AN/KM32	M160x3	210	25	182	16	7	2.59
AN/KM33	M165x3	210	26	193	16	7	2.70
AN/KM34	M170x3	220	26	193	16	7	2.80
AN/KM36	M180x3	230	27	203	18	8	3.07
AN/KM38	M190x3	240	28	214	18	8	3.39
AN/KM40	M200x3	250	29	226	18	8	3.69
ANL/KML24	M120x2	145	20	135	12	5	0.780
ANL/KML26	M130x2	155	21	145	12	5	0.880
ANL/KML28	M140x2	165	22	155	12	5	0.990
ANL/KML30	M150x2	180	24	170	14	5	1.38
ANL/KML32	M160x3	190	25	180	14	5	1.56
ANL/KML34	M170x3	200	26	190	16	5	1.72
ANL/KML36	M180x3	210	27	200	16	5	1.95
ANL/KML38	M190x3	220	28	210	16	5	2.08
ANL/KML40	M200x3	240	29	222	18	8	2.98

• Larger size is also available.

Series: AW/MB

Series: AL/MS31, ALL/MS30



mm

No.	d	D	S	E	F	B	Weight (100/kg)
AW/MB0	10	13.5	1	3	8.5	3	0.131
AW/MB1	12	17	1	3	10.5	3	0.192
AW/MB2	15	21	1	4	13.5	4	0.253
AW/MB3	17	24	1	4	15.5	4	0.313
AW/MB4	20	26	1	4	18.5	4	0.350
AW/MB5	25	32	1.25	5	23	5	0.640
AW/MB6	30	38	1.25	5	27.5	5	0.780
AW/MB7	35	44	1.25	6	32.5	5	1.04
AW/MB8	40	50	1.25	6	37.5	6	1.23
AW/MB9	45	56	1.25	6	42.5	6	1.52
AW/MB10	50	61	1.25	6	47.5	6	1.60
AW/MB11	55	67	1.25	8	52.5	7	1.96
AW/MB12	60	73	1.5	8	57.5	7	2.53
AW/MB13	65	79	1.5	8	62.5	7	2.90
AW/MB14	70	85	1.5	8	66.5	8	3.34
AW/MB15	75	90	1.5	8	71.5	8	3.56
AW/MB16	80	95	1.75	10	76.5	8	4.64
AW/MB17	85	102	1.75	10	81.5	8	5.24
AW/MB18	90	108	1.75	10	86.5	10	6.23
AW/MB19	95	113	1.75	10	91.5	10	6.70
AW/MB20	100	120	1.75	12	96.5	10	7.65
AW/MB21	105	126	1.75	12	100.5	12	8.26
AW/MB22	110	133	1.75	12	105.5	12	9.40
AW/MB23	115	137	2	12	110.5	12	10.8
AW/MB24	120	138	2	14	115	12	10.5
AW/MB25	125	148	2	14	120	12	11.8
AW/MB26	130	149	2	14	125	12	11.3
AW/MB27	135	160	2	14	130	14	14.4
AW/MB28	140	160	2	16	135	14	14.2
AW/MB29	145	172	2	16	140	14	16.8
AW/MB30	150	171	2	16	145	14	15.5
AW/MB31	155	182	2.5	16	147.5	16	20.9
AW/MB32	160	182	2.5	18	154	16	22.2
AW/MB33	165	193	2.5	18	157.5	16	24.1
AW/MB34	170	193	2.5	18	164	16	24.7
AW/MB36	180	203	2.5	20	174	18	26.8
AW/MB38	190	214	2.5	20	184	18	27.8
AW/MB40	200	226	2.5	20	194	18	29.3
AW/MB44	220	250	3	24	213	20	40.0
AW/MB48	240	270	3	24	233	20	40.0
AW/MB52	260	300	3	28	253	24	60.0
AW/MB56	280	320	3	28	273	24	62.0

No.	a	b	c	d	e	Weight (100/kg)
AL/MS3144	4	20	12	9	22.5	2.60
AL/MS3148	4	20	12	9	22.5	2.60
AL/MS3152	4	24	12	12	25.5	3.39
AL/MS3156	4	24	12	12	25.5	3.39
AL/MS3160	4	24	12	12	30.5	3.79
AL/MS3164	5	24	15	12	31	5.35
AL/MS3168	5	28	15	14	38	6.65
AL/MS3172	5	28	15	14	38	6.65
AL/MS3176	5	32	15	14	40	7.96
AL/MS3180	5	32	15	18	45	8.20
AL/MS3184	5	32	15	18	45	8.20
AL/MS3188	5	36	15	18	43	9.00
AL/MS3192	5	36	15	18	43	9.00
AL/MS3196	5	36	15	18	53	10.4
ALL/MS3044	4	20	12	7	13.5	2.12
ALL/MS3048	4	20	12	9	17.5	2.29
ALL/MS3052	4	20	12	9	17.5	2.29
ALL/MS3056	4	24	12	9	17.5	2.92
ALL/MS3060	4	24	12	9	20.5	3.16
ALL/MS3064	5	24	15	9	21	4.56
ALL/MS3068	5	24	15	9	21	4.56
ALL/MS3072	5	28	15	9	20	5.03
ALL/MS3076	5	28	15	12	24	5.28
ALL/MS3080	5	28	15	12	24	5.28
ALL/MS3084	5	32	15	12	24	6.11
ALL/MS3088	5	32	15	14	28	6.45
ALL/MS3092	5	32	15	14	28	6.45
ALL/MS3096	5	36	15	14	28	7.29

• Larger size is also available.

To enable the oil injection method to ease mounting and dismounting. FSQ adapter sleeves having a bore diameter of 140mm & up can be supplied to special order already prepared for oil injection. (OH..H)

These adapter sleeves have an oil duct at the threaded side and an oil distributor groove on the outside surface. If oil is injected through this duct and groove, an oil film is formed between the mating surfaces of the bearing and sleeve and the force required to mount the bearing is reduced considerably.

In addition to these standard sleeves which are designated OH..H and shown in the product tables, FSQ produces sleeves to three other designs which differ in the number and arrangement of the oil ducts and distributor grooves, as described below.

- OH design

The oil supply duct is at the side opposite to the threaded section and there is a distributor groove in the outside surface.

- OH..B design

The oil supply duct (or ducts) is at the side opposite to the threaded section and there are distributor grooves in the bore as well as the outside surface. Sleeves up to and including size 40 have one supply duct, larger sleeves have two.

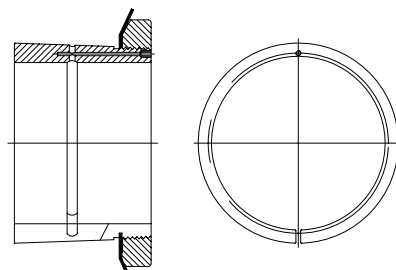
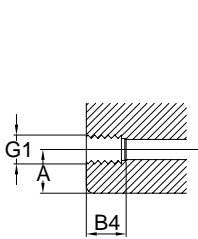
- OH..HB design

These sleeves have an oil supply duct (or ducts) at the threaded side of the sleeve and distributor grooves in the bore as well as the outside surface. Sleeves up to and including size 40 have one supply duct, larger sleeves have two.

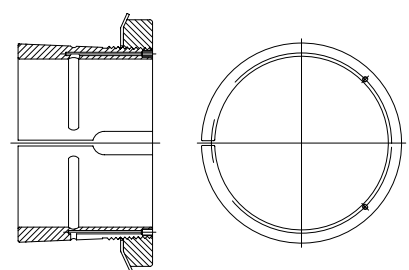
- AOH-FSQ withdrawal sleeves having a bore diameter of 200mm and above are supplied as standard in the AOH design which enables the oil injection method to be used.

The dimensions of metric FSQ adapter sleeves are in accordance with ISO 2982-1:1995; except the bore diameter of metric sleeves for inch shafts.

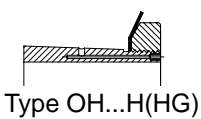
The dimensions of FSQ adapter sleeves are inch dimensions are in accordance with ANSI/ABMA Std. 8.2-1991.



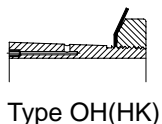
Type OH...HB(HGJ) Size 40 and under



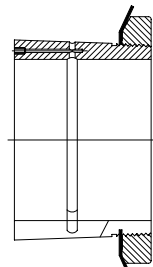
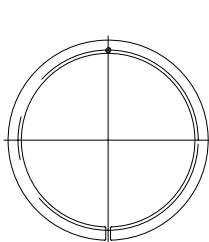
Type OH...HB(HGJ) Size 44 and upper



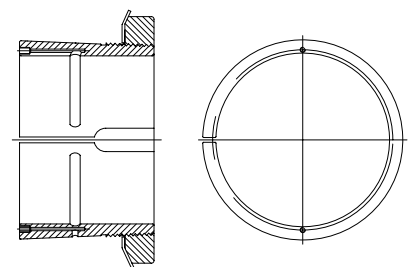
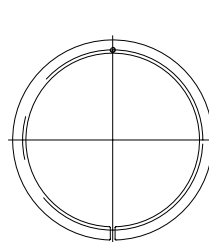
Type OH...H(HG)



Type OH(HK)

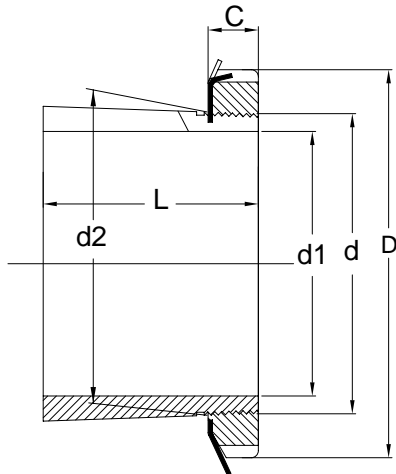


Type OH...B(HKJ) Size 40 and under

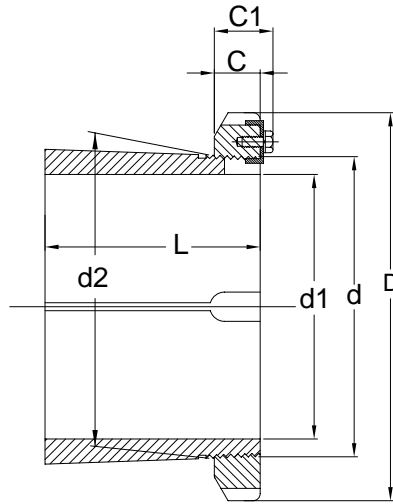


Type OH...B(HKJ) Size 44 and upper

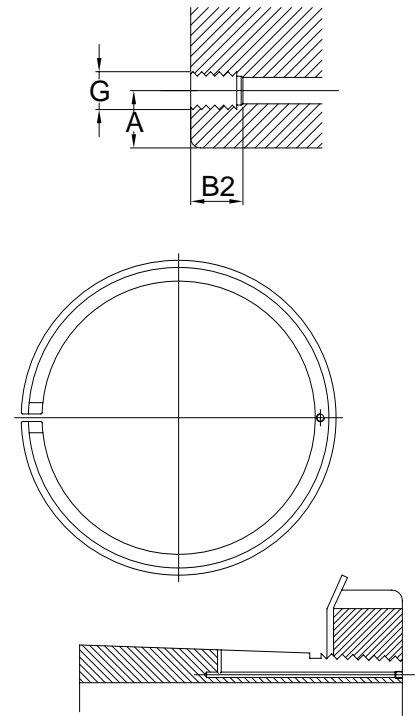
Hydraulic Adapter Sleeves



Taper 1:12
Lock Washer MB



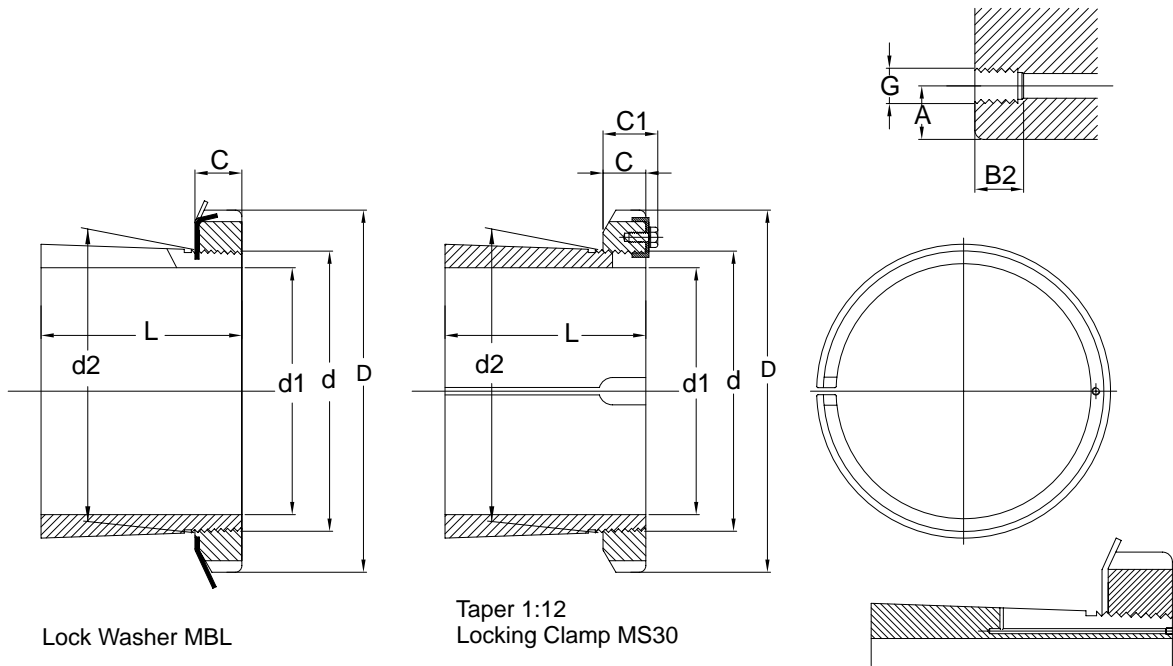
Taper 1:12
Locking Clamp MS31



No.	d1	d2	D	L	C	C1	B2	A	d	G		Weight	Lock nut	Locking device	Appropriate hydraulic nut
	mm	mm	mm	mm	mm	mm	mm	mm	mm	in	kg				
OH2332H	140	160	210	147	28	-	9	4.2	M160x3	M6	-	8.80	KM 32	MB 32	HMV 32E
OH2334H	150	170	220	154	29	-	9	4.2	M170x3	M6	-	9.90	KM 34	MB 34	HMV 34E
OH2336H	160	180	230	161	30	-	9	4.2	M180x3	M6	-	11.0	KM 36	MB 36	HMV 36E
OH2338H	170	190	240	169	31	-	9	4.2	M190x3	M6	-	12.0	KM 38	MB 38	HMV 38E
OH2340H	180	200	250	176	32	-	9	4.2	M200x3	M6	-	13.5	KM 40	MB 40	HMV 40E
OH2344H	200	220	280	186	35	-	9	4.2	Tr220x4	M6	-	17.0	HM 44T	MB 44	HMV 44E
OH2348H	220	240	300	199	37	-	9	4.2	Tr240x4	M6	-	19.0	HM 48T	MB 48	HMV 48E
OH2352H	240	260	330	211	39	-	9	4.2	Tr260x4	M6	-	23.0	HM 52T	MB 52	HMV 52E
OH2356H	260	280	350	224	41	-	9	4.2	Tr280x4	M6	-	27.0	HM 56T	MB 56	HMV 56E
OH3260H	280	300	380	240	40	53	9	4.2	Tr300x4	M6	-	32.0	HM 3160	MS 3160	HMV 60E
OH3264H	320	320	400	258	42	56	9	4	Tr320x5	M6	-	35.0	HM 3164	MS 3164	HMV 64E
OH3268H	320	340	440	288	55	72	9	4	Tr340x5	M6	-	51.5	HM 3168	MS 3172-68	HMV 68E
OH3272H	340	360	460	299	58	75	9	4	Tr360x5	M6	-	60.5	HM 3172	MS 3172-68	HMV 72E
OH3276H	360	380	490	310	60	77	9	4	Tr380x5	M6	-	61.5	HM 3176	MS 3176	HMV 76E
OH3280H	380	400	520	328	62	82	9	4	Tr400x5	M6	-	87.0	HM 3180	MS 3184-80	HMV 80E
OH3284H	400	420	540	352	70	90	9	4	Tr420x5	M6	-	96.0	HM 3184	MS 3184-88	HMV 84E
OH3288H	410	440	560	361	70	90	12	6.5	Tr440x5	M8	-	117	HM 3188	MS 3192-88	HMV 88E
OH3292H	430	460	580	382	75	95	12	6.5	Tr460x5	M8	-	134	HM 3192	MS 3192-88	HMV 92E
OH3296H	450	480	620	397	75	95	12	6.5	Tr480x5	M8	-	153	HM 3196	MS 3196	HMV 96E
OH32/500H	470	500	630	428	80	100	12	6	Tr500x5	M8	-	170	HM 31/500	MS 31/500	HMV 100E
OH32/530H	500	530	670	447	80	105	12	6	Tr530x6	M8	-	192	HM 31/530	MS 31/530	HMV 106E
OH32/560H	530	560	710	462	85	110	12	6	Tr560x6	M8	-	219	HM 31/560	MS 31/600-560	HMV 112E
OH32/600H	560	600	750	487	85	110	13	8	Tr600x6	-	G 1/8	278	HM 31/600	MS 31/600-560	HMV 120E
OH32/630H	600	630	800	521	95	120	12	6	Tr630x6	M8	-	300	HM 31/630	MS 31/630	HMV 126E
OH32/670H	630	670	850	558	106	131	13	8	Tr670x6	-	G 1/8	401	HM 31/670	MS 31/670	HMV 134E
OH32/710H	670	710	900	572	106	135	13	8	Tr710x7	-	G 1/8	459	HM 31/710	MS 31/710	HMV 142E
OH32/750H	710	750	950	603	112	141	13	8	Tr750x7	-	G 1/8	526	HM 31/750	MS 31/800-750	HMV 150E
OH32/800H	750	800	1000	618	112	141	13	10	Tr800x7	-	G 1/8	629	HM 31/800	MS 31/800-750	HMV 160E
OH32/850H	800	850	1060	651	118	147	13	10	Tr850x7	-	G 1/8	722	HM 31/850	MS 31/850	HMV 170E
OH32/900H	850	900	1120	660	125	154	13	10	Tr900x7	-	G 1/8	776	HM 31/900	MS 31/900	HMV 180E
OH32/950H	900	950	1170	675	125	154	13	10	Tr950x8	-	G 1/8	834	HM 31/950	MS 31/950	HMV 190E
OH32/1000H	950	1000	1240	707	125	154	13	10	Tr1000x8	-	G 1/8	952	HM 31/1000	MS 31/1000	HMV 200E

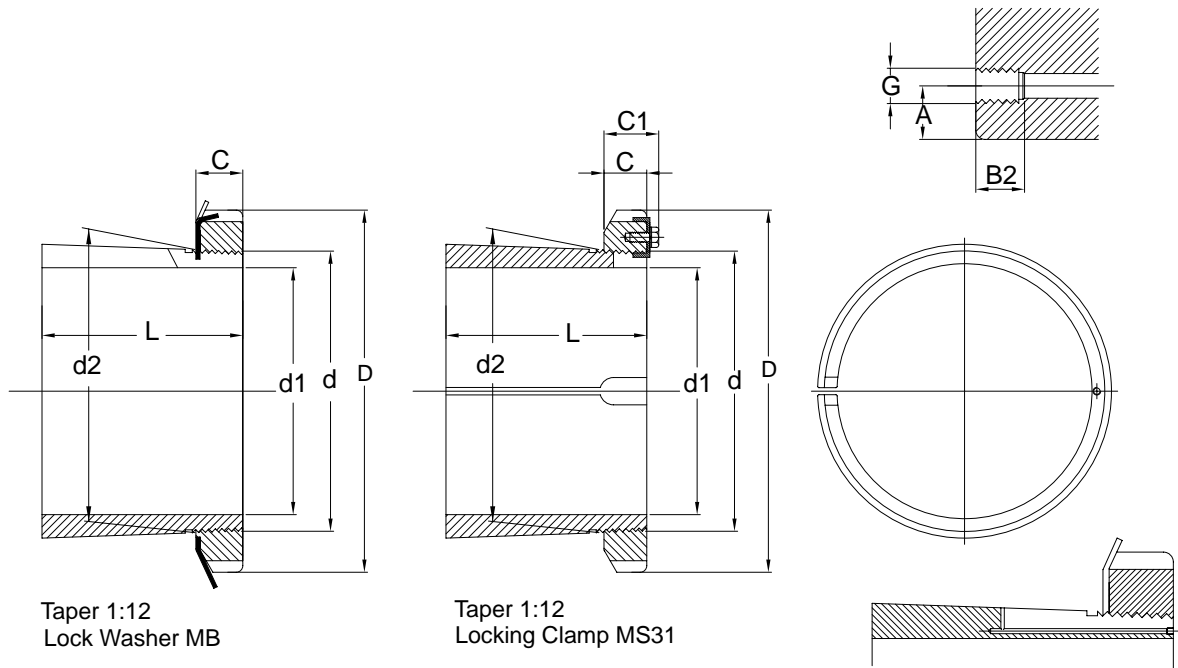
Hydraulic Adapter Sleeves

Hydraulic Adapter Sleeves



No.	d1	d2	D	L	C	C1	B2	A	d	G		Weight	Lock nut	Locking device	Appropriate hydraulic nut
	mm									in	kg				
OH3032H	140	160	190	93	27.5	-	9	4.2	M160x3	M6	-	5.10	KML 32	MBL 32	HMV 32E
OH3034H	150	170	200	101	28.5	-	9	4.2	M170x3	M6	-	5.80	KML 34	MBL 34	HMV 34E
OH3036H	160	180	210	109	29.5	-	9	4.2	M180x3	M6	-	6.70	KML 36	MBL 36	HMV 36E
OH3038H	170	190	220	112	30.5	-	9	4.2	M190x3	M6	-	7.25	KML 38	MBL 38	HMV 38E
OH3040H	180	200	240	120	31.5	-	9	4.2	Tr200x3	M6	-	8.90	KML 40	MBL 40	HMV 40E
OH3044H	200	220	260	126	30	41	9	4.2	Tr220x4	M6	-	9.90	HM 3044	MS 3044	HMV 44E
OH3048H	220	240	290	133	34	46	9	4.2	Tr240x4	M6	-	12.0	HM 3048	MS 3052-48	HMV 48E
OH3052H	240	260	310	145	34	46	9	4.2	Tr260x4	M6	-	13.5	HM 3052	MS 3052-48	HMV 52E
OH3056H	260	280	330	152	38	50	9	4.2	Tr280x4	M6	-	16.0	HM 3056	MS 3056	HMV 56E
OH3060H	280	300	360	168	42	54	9	4.2	Tr300x4	M6	-	20.5	HM 3060	MS 3060	HMV 60E
OH3064H	300	320	380	171	42	55	9	4	Tr320x5	M6	-	22.0	HM 3064	MS 3068-64	HMV 64E
OH3068H	320	340	400	187	45	58	9	4	Tr340x5	M6	-	27.0	HM 3068	MS 3068-64	HMV 68E
OH3072H	340	360	420	188	45	58	9	4	Tr360x5	M6	-	29.0	HM 3072	MS 3072	HMV 72E
OH3076H	360	380	450	193	48	62	9	4	Tr380x5	M6	-	35.5	HM 3076	MS 3080-76	HMV 76E
OH3080H	380	400	470	210	52	66	9	4	Tr400x5	M6	-	40.0	HM 3080	MS 3080-76	HMV 80E
OH3084H	400	420	490	212	52	66	9	4	Tr420x5	M6	-	47.0	HM 3084	MS 3084	HMV 84E
OH3088H	410	440	520	228	60	77	12	6.5	Tr440x5	M8	-	65.0	HM 3088	MS 3092-88	HMV 88E
OH3092H	430	460	540	234	60	77	12	6.5	Tr460x5	M8	-	71.0	HM 3092	MS 3092-88	HMV 92E
OH3096H	450	480	560	237	60	77	12	6.5	Tr480x5	M8	-	75.0	HM 3096	MS 30/500-96	HMV 96E
OH30/500H	470	500	580	247	68	85	12	6.5	Tr500x5	M8	-	82.0	HM 30/500	MS 30/500-96	HMV 100E
OH30/530H	500	530	630	265	68	90	12	6	Tr530x6	M8	-	105	HM 30/500	MS 30/600-530	HMV 106E
OH30/560H	530	560	650	282	75	97	12	6	Tr560x6	M8	-	112	HM 30/560	MS 30/560	HMV 112E
OH30/600H	560	600	700	289	75	97	13	8	Tr600x6	-	G 1/8	147	HM 30/600	MS 30/600-530	HMV 120E
OH30/630H	600	630	730	301	75	97	12	6	Tr630x5	M8	-	138	HM 30/630	MS 30/630	HMV 126E
OH30/670H	630	670	780	324	80	102	13	8	Tr670x6	-	G 1/8	190	HM 30/670	MS 30/670	HMV 134E
OH30/710H	670	710	830	342	90	112	13	8	Tr710x7	-	G 1/8	228	HM 30/710	MS 30/710	HMV 142E
OH30/750H	710	750	870	356	90	112	13	8	Tr750x7	-	G 1/8	246	HM 30/750	MS 30/800-750	HMV 150E
OH30/800H	750	800	920	366	90	112	13	10	Tr800x7	-	G 1/8	302	HM 30/800	MS 30/800-750	HMV 160E
OH30/850H	800	850	980	380	90	115	13	10	Tr850x7	-	G 1/8	341	HM 30/850	MS 30/900-850	HMV 170E
OH30/900H	850	900	1030	400	100	125	13	10	Tr900x7	-	G 1/8	387	HM 30/900	MS 30/900-850	HMV 180E
OH30/950H	900	950	1080	420	100	125	13	10	Tr950x8	-	G 1/8	424	HM 30/950	MS 30/950	HMV 190E
OH30/1000H	950	1000	1140	430	100	125	13	10	Tr1000x8	-	G 1/8	470	HM 30/1000	MS 30/1000	HMV 200E
OH30/1060H	1000	1060	1200	447	100	125	15	12	Tr1060x8	-	G 1/4	571	HM 30/1060	MS 30/1000	HMV 212E

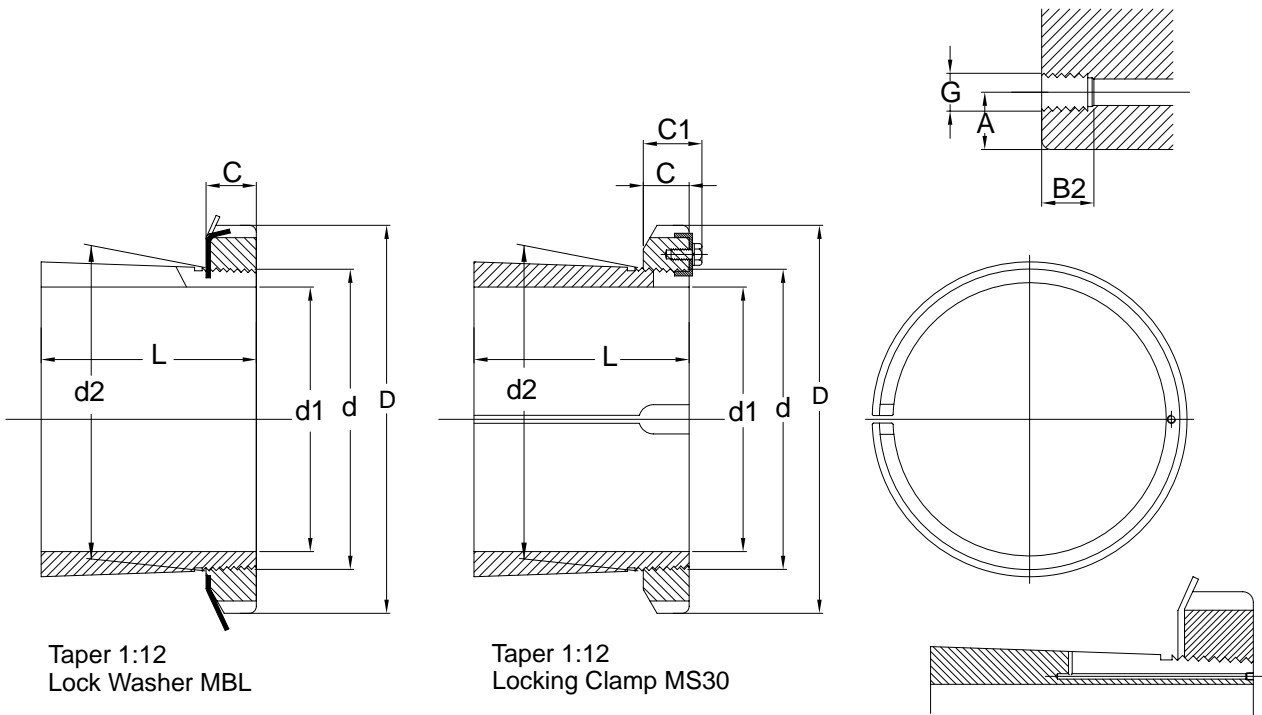
Hydraulic Adapter Sleeves



No.	d1	d2	D	L	C	C1	B2	A	d	G		Weight	Lock nut	Locking device	Appropriate hydraulic nut
	mm	mm	mm	mm	mm	mm	mm	mm	mm	in	kg				
OH3134H	150	170	220	122	29	-	9	4.2	M170x3	M6	-	8.10	KM 34	MB 34	HMV 34E
OH3136H	160	180	230	131	30	-	9	4.2	M180x3	M6	-	9.15	KM 36	MB 36	HMV 36E
OH3138H	170	190	240	141	31	-	9	4.2	M190x3	M6	-	10.5	KM 38	MB 38	HMV 38E
OH3140H	180	200	250	150	32	-	9	4.2	M200x3	M6	-	12.0	KM 40	MB 40	HMV 40E
OH3144HX	200	220	280	161	35	-	9	4.2	Tr220x4	M6	-	15.0	HM 44T	MB 44	HMV 44E
OH3144H	200	220	280	161	35	-	9	4.2	Tr220x4	M6	-	15.0	HM 44T	MB 44	HMV 44E
OH3148HX	220	240	300	172	37	-	9	4.2	Tr240x4	M6	-	16.5	HM 48T	MB 48	HMV 48E
OH3148H	220	240	300	172	37	-	9	4.2	Tr240x4	M6	-	16.5	HM 48T	MB 48	HMV 48E
OH3152HX	240	260	330	190	39	-	9	4.2	Tr260x4	M6	-	21.0	HM 52T	MB 52	HMV 52E
OH3152H	240	260	330	190	39	-	9	4.2	Tr260x4	M6	-	21.0	HM 52T	MB 52	HMV 52E
OH3156HX	260	280	330	195	41	-	9	4.2	Tr280x4	M6	-	23.0	HM 56T	MB 56	HMV 56E
OH3156H	260	280	350	195	41	-	9	4.2	Tr280x4	M6	-	23.0	HM 56T	MB 56	HMV 56E
OH3160H	280	300	380	208	40	53	9	4.2	Tr300x4	M6	-	29.0	HM 3160	MS 3160	HMV 60E
OH3164H	300	320	400	226	42	56	9	4	Tr320x5	M6	-	32.0	HM 3164	MS 3164	HMV 64E
OH3168H	320	340	440	254	55	72	9	4	Tr340x5	M6	-	50.0	HM 3168	MS 3172-68	HMV 68E
OH3172H	340	360	460	259	58	75	9	4	Tr360x5	M6	-	56.0	HM 3172	MS 3172-68	HMV 72E
OH3176H	360	380	490	264	60	77	9	4	Tr380x5	M6	-	61.5	HM 3176	MS 3176	HMV 76E
OH3180H	380	400	520	272	62	82	9	4	Tr400x5	M6	-	73.0	HM 3180	MS 3184-80	HMV 80E
OH3184H	400	420	540	304	70	90	9	4	Tr420x5	M6	-	80.0	HM 3184	MS 3184-80	HMV 84E
OH3188H	410	440	560	307	70	90	12	6.5	Tr440x5	M8	-	95.0	HM 3188	MS 3192-88	HMV 88E
OH3192H	430	460	580	326	75	95	12	6.5	Tr460x5	M8	-	119	HM 3192	MS 3192-88	HMV 92E
OH3196H	450	480	620	335	75	95	12	6.5	Tr480x5	M8	-	135	HM 3196	MS 3196	HMV 96E
OH31/500H	470	500	630	356	80	100	12	6.5	Tr500x5	M8	-	145	HM 31/500	MS 31/500	HMV 100E
OH31/530H	500	530	670	364	80	105	12	6	Tr530x6	M8	-	161	HM 31/530	MS 31/530	HMV 106E
OH31/560H	530	560	710	377	85	110	12	6	Tr560x6	M8	-	185	HM 31/560	MS 31/600-56	HMV 112E
OH31/600H	560	600	750	399	85	110	13	8	Tr600x6	-	G 1/8	234	HM 31/600	MS 31/600-56	HMV 120E
OH31/630H	600	630	800	424	95	120	12	6	Tr630x5	M8	-	254	HM 31/630	MS 31/630	HMV 126E
OH31/670H	630	670	850	456	106	131	13	8	Tr670x6	-	G 1/8	340	HM 31/670	MS 31/670	HMV 134E
OH31/710H	670	710	900	467	106	135	13	8	Tr710x7	-	G 1/8	392	HM 31/710	MS 31/710	HMV 142E
OH31/750H	710	750	950	493	112	141	13	8	Tr750x7	-	G 1/8	451	HM 31/750	MS 31/750	HMV 150E
OH31/800H	750	800	1000	505	112	141	13	10	Tr800x7	-	G 1/8	535	HM 31/800	MS 31/800	HMV 160E
OH31/850H	800	850	1060	536	118	147	13	10	Tr850x7	-	G 1/8	616	HM 31/850	MS 31/850	HMV 170E
OH31/900H	850	900	1120	557	125	154	13	10	Tr900x7	-	G 1/8	667	HM 31/900	MS 31/900	HMV 180E
OH31/950H	900	950	1170	583	125	154	13	10	Tr950x8	-	G 1/8	738	HM 31/950	MS 31/950	HMV 190E
OH31/1000H	950	1000	1240	609	125	154	13	10	Tr1000x8	-	G 1/8	842	HM 31/1000	MS 31/1000	HMV 200E
OH31/1060H	1000	1060	1300	622	125	154	15	12	Tr1060x8	-	G 1/4	984	HM 31/1060	MS 31/1000	HMV 212E

Hydraulic Adapter Sleeves

Hydraulic Adapter Sleeves

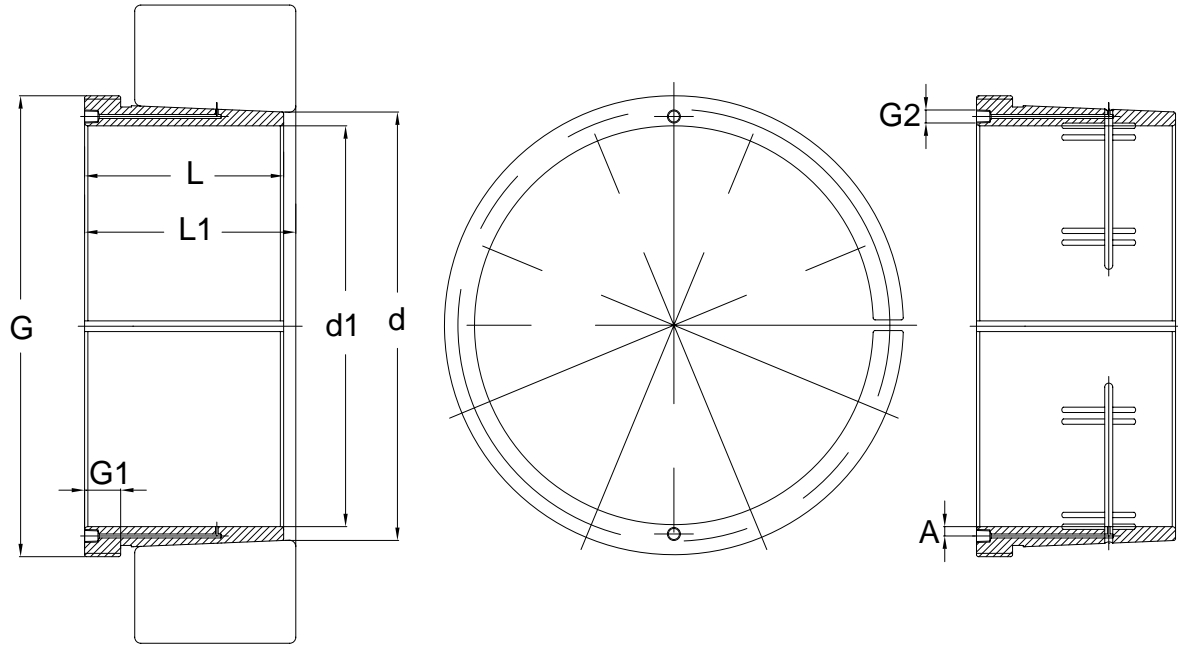


Taper 1:12
Lock Washer MBL

Taper 1:12
Locking Clamp MS30

No.	d1	d2	D	L	C	C1	B2	A	d	G	Weight	Lock nut	Locking device	Appropriate hydraulic nut	
	mm	mm	mm	mm	mm	mm	mm	mm	mm	in					kg
OH3934H	150	170	200	79	28.5	-	9	4.2	M170×3	M6	-	5.00	KML 34	MBL 34	HMV 34E
OH3936H	160	180	210	87	29.5	-	9	4.2	M180×3	M6	-	5.70	KML 36	MBL 36	HMV 36E
OH3938H	170	190	220	89	30.5	-	9	4.2	M190×3	M6	-	6.20	KML 38	MBL 38	HMV 38E
OH3940H	180	200	240	98	31.5	-	9	4.2	M200×3	M6	-	7.90	KML 40	MBL 40	HMV 40E
OH3944H	200	220	260	96	30	41	9	4.2	Tr220×4	M6	-	7.95	HM 3044	MS 3044	HMV 44E
OH3948H	220	240	290	101	34	46	9	4.2	Tr240×4	M6	-	11.0	HM 3048	MS 3052-48	HMV 48E
OH3952H	240	260	310	116	34	46	9	4.2	Tr260×4	M6	-	11.7	HM 3052	MS 3052-48	HMV 52E
OH3956H	260	280	330	121	38	50	9	4.2	Tr280×4	M6	-	15.3	HM 3056	MS 3056	HMV 56E
OH3960H	280	300	360	140	42	54	9	4.2	Tr300×4	M6	-	20.0	HM 3060	MS 3060	HMV 60E
OH3964H	300	320	380	140	42	55	9	4	Tr320×5	M6	-	21.5	HM 3064	MS 3068-64	HMV 64E
OH3968H	320	340	400	144	45	58	9	4	Tr340×5	M6	-	24.5	HM 3068	MS 3068-64	HMV 68E
OH3972H	340	360	420	144	45	58	9	4	Tr360×5	M6	-	25.2	HM 3072	MS 3072	HMV 72E
OH3976H	360	380	450	164	48	62	9	4	Tr380×5	M6	-	31.5	HM 3076	MS 3080-76	HMV 76E
OH3980H	380	400	470	168	52	66	9	4	Tr400×5	M6	-	35.0	HM 3080	MS 3080-76	HMV 80E
OH3984H	400	420	490	168	52	66	9	4	Tr420×5	M6	-	36.0	HM 3084	MS 3084	HMV 84E
OH3988H	410	440	520	189	60	77	12	6.5	Tr440×5	M8	-	58.0	HM 3088	MS 3092-88	HMV 88E
OH3992H	430	460	540	189	60	77	12	6.5	Tr460×5	M8	-	60.0	HM 3092	MS 3092-88	HMV 92E
OH3996H	450	480	560	200	60	77	12	6.5	Tr480×5	M8	-	66.0	HM 3096	MS 30/500-96	HMV 96E
OH39/500H	470	500	580	208	68	85	12	6.5	Tr500×5	M8	-	74.3	HM 30/500	MS 30/500-96	HMV 100E
OH39/530H	500	530	630	216	68	90	12	6	Tr530×6	M8	-	87.9	HM 30/530	MS 30/600-530	HMV 106E
OH39/560H	530	560	650	227	75	97	12	6	Tr560×6	M8	-	95.0	HM 30/560	MS 30/560	HMV 112E
OH39/600H	560	600	700	239	75	97	13	8	Tr600×6	-	G 1/8	127	HM 30/600	MS 30/600-530	HMV 120E
OH39/630H	600	630	730	254	75	97	12	6	Tr630×6	M8	-	124	HM 30/630	MS 30/630	HMV 126E
OH39/670H	630	670	780	264	80	102	13	8	Tr670×6	-	G 1/8	162	HM 30/670	MS 30/670	HMV 134E
OH39/710H	670	710	830	286	90	112	13	8	Tr710×7	-	G 1/8	183	HM 30/710	MS 30/710	HMV 142E
OH39/750H	710	750	870	291	90	112	13	8	Tr750×7	-	G 1/8	211	HM 30/750	MS 30/800-750	HMV 150E
OH39/800H	750	800	920	303	90	112	13	10	Tr800×7	-	G 1/8	259	HM 30/800	MS 30/800-750	HMV 160E
OH39/850H	800	850	980	308	90	115	13	10	Tr850×7	-	G 1/8	288	HM 30/850	MS 30/900-850	HMV 170E
OH39/900H	850	900	1030	326	100	125	13	10	Tr900×7	-	G 1/8	330	HM 30/900	MS 30/900-850	HMV 180E
OH39/950H	900	950	1080	344	100	125	13	10	Tr950×8	-	G 1/8	362	HM 30/950	MS 30/950	HMV 190E
OH39/1000H	950	1000	1140	358	100	125	13	10	Tr1000×8	-	G 1/8	407	HM 30/1000	MS 30/1000	HMV 200E
OH39/1060H	1000	1060	1200	372	100	125	15	12	Tr1060×8	-	G 1/4	490	HM 30/1060	MS 30/1000	HMV 212E

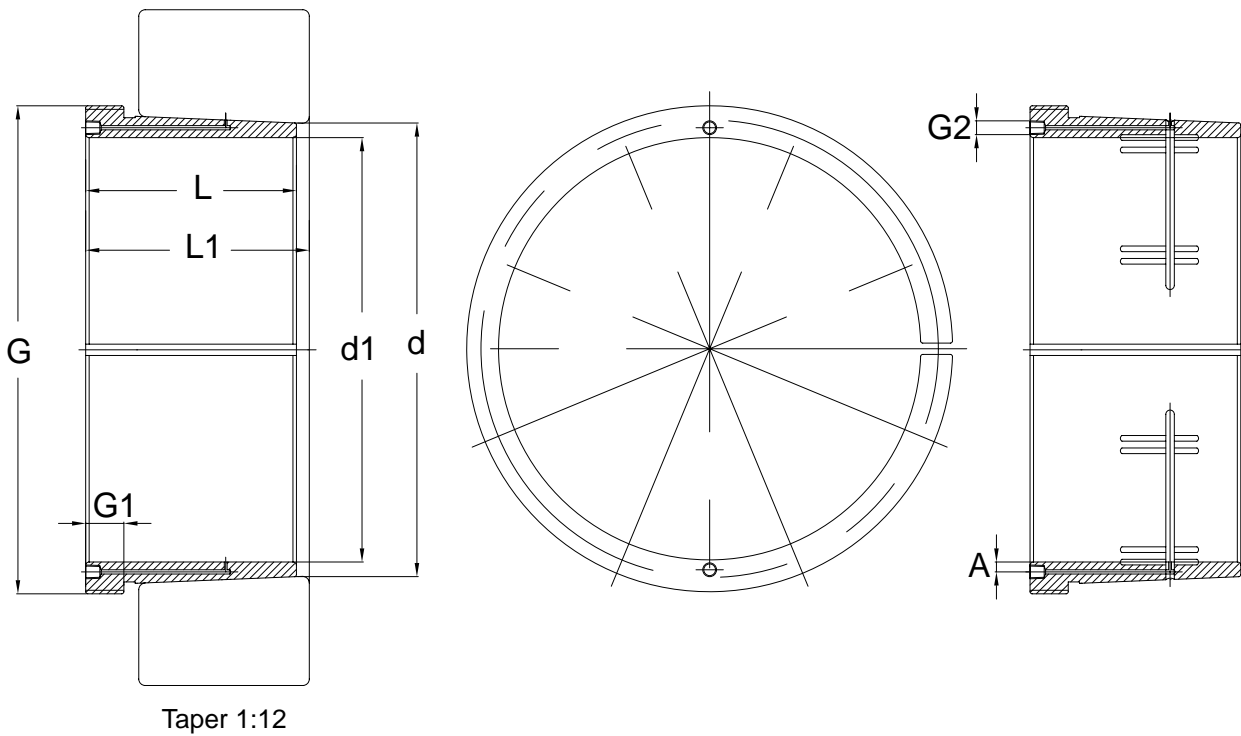
Hydraulic Withdrawal Sleeves



Taper 1:12

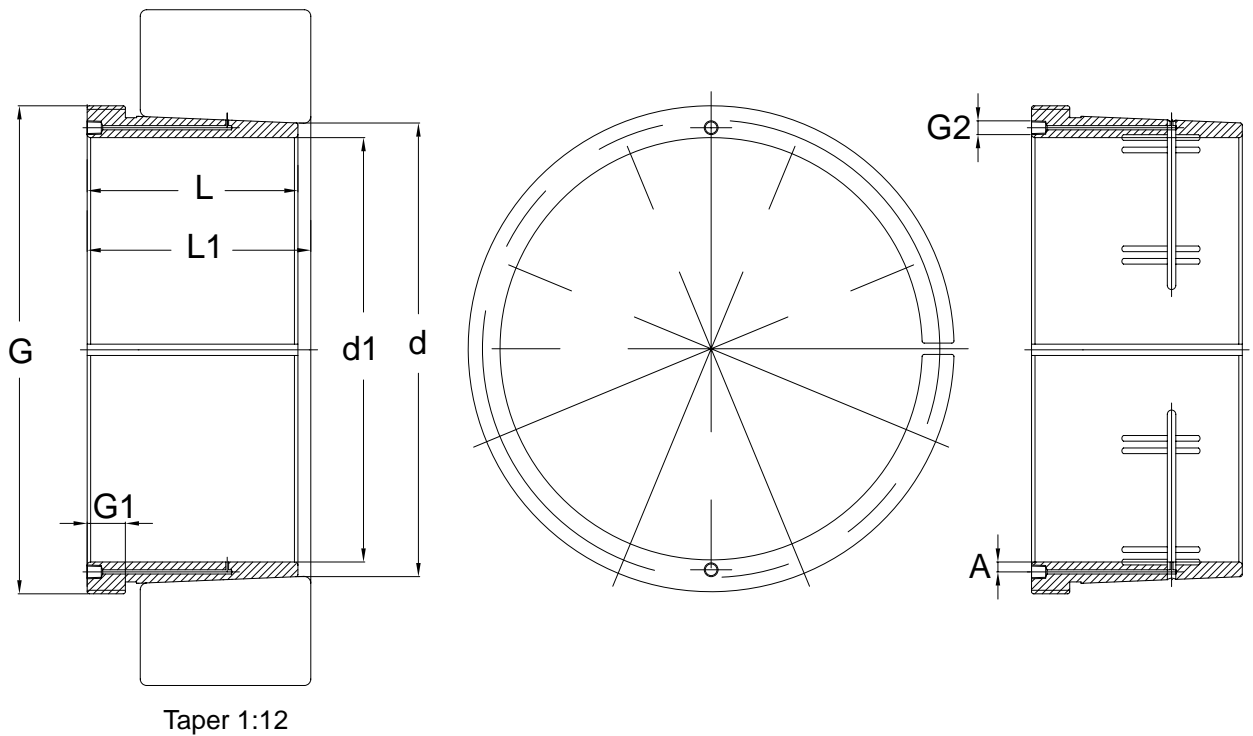
No.	d1	d	L	L1	G	G1	G2	A	Weight	Appropriate nut for dismounting	Hydraulic nut	Nut + Locking device for locking on the shaft
	mm								kg			
AOH2244	200	220	130	136	Tr240x4	20	G 1/8	9	9.40	HM 3048	HMV 48E	KM 40+MB 40
AOH2248	220	240	144	150	Tr260x4	21	G 1/8	9	11.5	HM 3052	HMV 52E	HM 3044+MS 3044
AOH2252G	240	260	155	161	Tr280x4	23	G 1/8	9	13.5	HM 3056	HMV 56E	HM 3048+MS 3052-48
AOH2256G	260	280	155	163	Tr300x4	24	G 1/8	9	15.0	HM 3160	HMV 60E	HM 3052+MS 3052-48
AOH2260G	280	300	170	178	Tr320x5	26	G 1/8	9	18.0	HM 3164	HMV 64E	HM 3056+MS 3056
AOH2264G	300	320	180	190	Tr340x5	27	G 1/8	9	20.0	HM 3168	HMV 68E	HM 3060+MS 3060
AOH2344	200	220	181	189	Tr240x4	30	G 1/8	9	13.5	HM 3048	HMV 48E	KM 40+MB 40
AOH2348	220	240	189	197	Tr260x4	30	G 1/8	9	14.0	HM 3052	HMV 52E	HM 3044+MS 3044
AOH2352G	240	260	205	213	Tr280x4	30	G 1/8	9	19.0	HM 3056	HMV 56E	HM 3048+MS 3052-48
AOH2356G	260	280	212	220	Tr300x4	30	G 1/8	9	21.5	HM 3160	HMV 60E	HM 3052+MS 3052-48
AOH3264G	300	320	246	254	Tr340x5	36	G 1/8	9	27.5	HM 3168	HMV 68E	HM 3060+MS 3060
AOH3268G	320	340	264	273	Tr360x5	38	G 1/8	9	32.0	HM 3172	HMV 72E	HM 3064+MS 3068-64
AOH3272G	340	360	274	283	Tr380x5	40	G 1/8	9	35.5	HM 3176	HMV 76E	HM 3068+MS 3068-64
AOH3276G	360	380	284	294	Tr400x5	42	G 1/8	9	42.0	HM 3180	HMV 80E	HM 3072+MS 3072
AOH3280G	380	400	302	312	Tr420x5	44	G 1/8	9	48.0	HM 3184	HMV 84E	HM 3076+MS 3080-76
AOH3284G	400	420	321	331	Tr440x5	46	G 1/8	9	54.5	HM 3188	HMV 88E	HM 3080+MS 3080-76
AOH3288G	420	440	330	341	Tr460x5	48	G 1/8	9	64.5	HM 3192	HMV 92E	HM 3084+MS 3084
AOHX3292G	440	460	349	360	Tr480x5	50	G 1/8	9	80.0	HM 3196	HMV 96E	HM 3088+MS 3092-88
AOHX3296G	460	480	364	376	Tr500x5	52	G 1/8	9	81.0	HM 31/500	HMV 100E	HM 3092+MS 3092-88
AOHX32/500G	480	500	393	405	Tr530x6	54	G 1/8	9	89.5	HM 31/530	HMV 106E	HM 3096+MS 30/500-96
AOHX32/530G	500	530	412	424	Tr560x6	57	G 1/8	10	127	HM 31/560	HMV 112E	HM 30/500+MS 30/500-96
AOHX32/560	530	560	422	434	Tr600x6	57	G 1/8	11	143	HM 31/600	HMV 120E	HM 30/530+MS 30/600-530
AOHX32/600G	570	600	445	459	Tr630x6	57	G 1/8	11	159	HM 31/630	HMV 126E	HM 30/560+MS 30/560
AOH32/630G	600	630	475	489	Tr670x6	63	G 1/8	11	188	HM 31/670	HMV 134E	HM 30/600+MS 30/600-530
AOH32/670G	630	670	500	514	Tr710x7	62	G 1/8	12	252	HM 31/710	HMV 142E	HM 30/630+MS 30/630
AOH32/710G	670	710	515	531	Tr750x7	65	G 1/8	15	278	HM 31/750	HMV 150E	HM 30/670+MS 30/670
AOH32/750	710	750	540	556	Tr800x7	65	G 1/8	15	320	HM 31/800	HMV 160E	HM 30/710+MS 30/710
AOH32/800G	750	800	550	568	Tr850x7	67	G 1/8	15	401	HM 31/850	HMV 170E	HM 30/750+MS 30/800-750
AOH32/850	800	850	585	603	Tr900x7	70	G 1/8	15	461	HM 31/900	HMV 180E	HM 30/800+MS 30/800-750
AOH32/900	850	900	585	605	Tr950x8	70	G 1/8	15	489	HM 31/950	HMV 190E	HM 30/850+MS 30/900-850
AOH32/950	900	950	600	620	Tr1000x8	70	G 1/8	15	533	HM 31/1000	HMV 200E	HM 30/900+MS 30/900-850
AOH32/1000	950	1000	630	652	Tr1060x8	70	G 1/8	15	608	HM 31/1060	HMV 212E	HM 30/950+MS 30/950

Hydraulic Withdrawal Sleeves



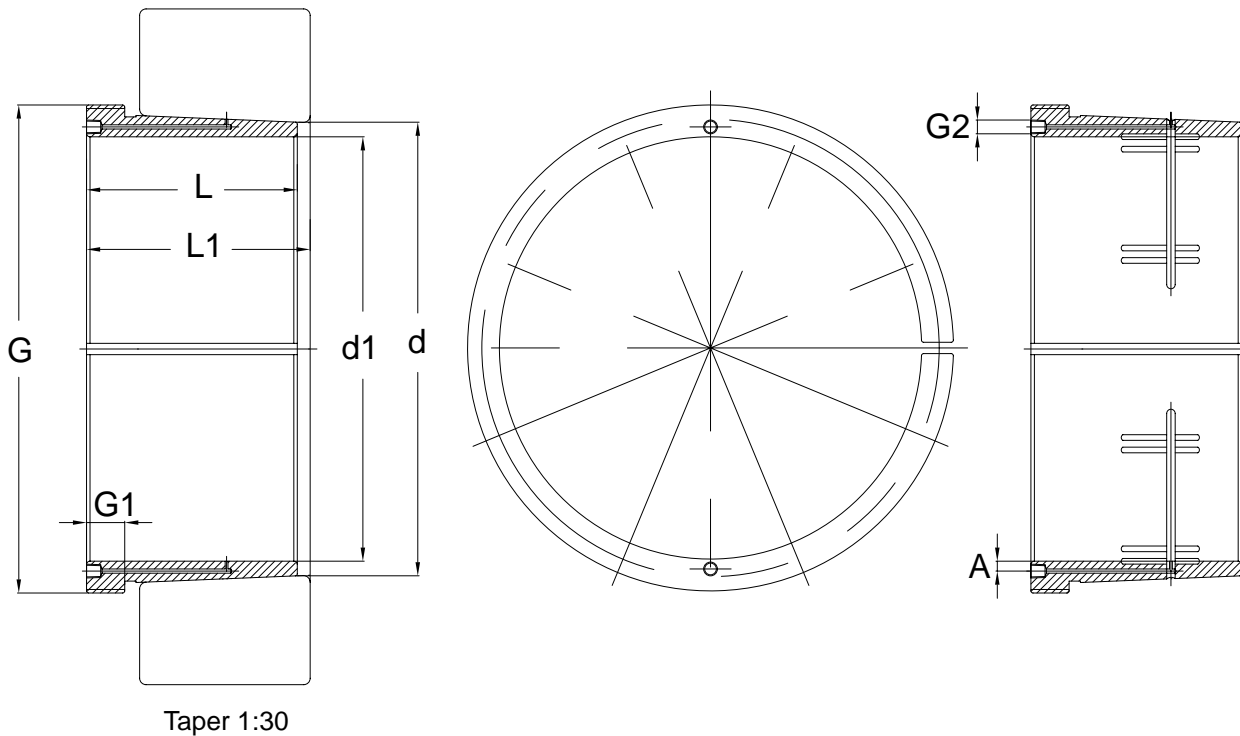
No.	d1	d	L	L1	G	G1	G2	A	Weight	Appropriate nut for dismounting	Hydraulic nut	Nut + Locking device for locking on the shaft
	mm								kg			
AOH3044G	200	220	111	117	Tr230x4	20	G 1/8	6.5	7.30	HM 46T	HMV 46E	KM 40+MB 40
AOH3048	220	240	116	123	Tr260x4	21	G 1/8	9	7.95	HM 3052	HMV 52E	HM 3044+MS 3044
AOH3052	240	260	128	135	Tr280x4	23	G 1/8	9	9.60	HM 3056	HMV 56E	HM 3048+MS 3052-48
AOH3056	260	280	131	139	Tr300x4	24	G 1/8	9	11.0	HM 3060	HMV 60E	HM 3052+MS 3052-48
AOH3060	280	300	145	153	Tr320x5	26	G 1/8	9	13.0	HM 3064	HMV 64E	HM 3056+MS 3056
AOH3064G	300	320	149	157	Tr340x5	27	G 1/8	9	17.0	HM 3068	HMV 68E	HM 3060+MS 3060
AOH3068G	320	340	162	171	Tr360x5	28	G 1/8	9	19.0	HM 3072	HMV 72E	KM 3064+MS 3068-64
AOH3072G	340	360	167	176	Tr380x5	30	G 1/8	9	21.0	HM 3076	HMV 76E	HM 3068+MS 3068-64
AOH3076G	360	380	170	180	Tr400x5	31	G 1/8	9	22.5	HM 3080	HMV 80E	HM 3072+MS 3072
AOH3080G	380	400	183	193	Tr420x5	33	G 1/8	9	26.0	HM 3084	HMV 84E	HM 3076+MS 3076
AOH3084G	400	420	186	196	Tr440x5	34	G 1/8	9	28.0	HM 3088	HMV 88E	HM 3080+MS 3080-76
AOHX3088G	420	440	194	205	Tr460x5	35	G 1/8	9	31.0	HM 3092	HMV 92E	HM 3084+MS 3084
AOHX3092G	440	460	202	213	Tr480x5	37	G 1/8	9	34.0	HM 3096	HMV 96E	HM 3088+MS 3092-88
AOHX3096G	460	480	205	217	Tr500x5	38	G 1/8	9	34.0	HM 30/500	HMV 100E	HM 3092+MS 3092-88
AOHX30/500G	480	500	209	221	Tr530x6	40	G 1/8	9	41.0	HM 30/530	HMV 106E	HM 3096+MS 30/500-96
AOHX30/530	500	530	230	242	Tr560x6	45	G 1/8	10	63.5	HM 30/560	HMV 112E	HM 30/500+MS 30/500-96
AOHX30/560	530	560	240	252	Tr600x6	45	G 1/8	11	73.5	HM 30/600	HMV 120E	HM 30/530+MS 30/600-530
AOHX30/600	570	600	245	259	Tr630x6	45	G 1/8	11	77.0	HM 30/630	HMV 126E	HM 30/560+MS 30/560
AOHX30/630	600	630	258	272	Tr670x6	46	G 1/8	11	88.5	HM 30/670	HMV 134E	HM 30/600+MS 30/600-530
AOH30/670	630	670	280	294	Tr710x7	50	G 1/8	12	125	HM 30/710	HMV 142E	HM 30/630+MS 30/630
AOHX30/710	670	710	286	302	Tr750x7	50	G 1/8	15	138	HM 30/750	HMV 150E	HM 30/670+MS 30/670
AOH30/750	710	750	300	316	Tr800x7	50	G 1/8	15	145	HM 30/800	HMV 160E	HM 30/710+MS 30/710
AOH30/800	750	800	308	326	Tr850x7	50	G 1/8	15	204	HM 30/850	HMV 170E	HM 30/750+MS 30/800-750
AOH30/850	800	850	325	343	Tr900x7	53	G 1/8	15	230	HM 30/900	HMV 180E	HM 30/800+MS 30/800-750
AOH30/900	850	900	335	355	Tr950x8	55	G 1/8	15	250	HM 30/950	HMV 190E	HM 30/850+MS 30/900-850
AOH30/950	850	900	355	375	Tr1000x8	55	G 1/8	15	285	HM 30/1000	HMV 200E	HM 30/900+MS 30/900-850
AOH30/1000	950	1000	365	387	Tr1060x8	57	G 1/8	15	318	HM 30/1060	HMV 212E	HM 30/950+MS 30/950
AOH30/1060	1000	1060	385	407	Tr1120x8	60	G 1/8	15	406	HM 30/1120	HMV 224E	HM 30/1000+MS 30/1000

Hydraulic Withdrawal Sleeves




No.	d1	d	L	L1	G	G1	G2	A	Weight	Appropriate nut for dismantling	Hydraulic nut	Nut + Locking device for locking on the shaft
	mm								kg			
AOH3144	200	220	145	151	Tr240×4	23	G 1/8	9	9.30	HM 3048	HMV 48E	KM 40+MB 40
AOH3142	220	240	154	161	Tr260×4	25	G 1/8	9	12.0	HM 3052	HMV 52E	HM 3044+MS 3044
AOH3152G	240	260	172	179	Tr280×4	26	G 1/8	9	15.5	HM 3056	HMV 56E	HM 3048+MS 3052-48
AOH3156G	260	280	175	183	Tr300×4	28	G 1/8	9	17.0	HM 3160	HMV 60E	HM 3052+MS 3052-48
AOH3160G	280	300	192	200	Tr320×5	30	G 1/8	9	20.5	HM 3164	HMV 64E	HM 3056+MS 3056
AOH3164G	300	320	209	217	Tr340×5	31	G 1/8	9	24.5	HM 3168	HMV 68E	HM 3060+MS 3060
AOH3168G	320	340	225	234	Tr360×5	33	G 1/8	9	28.5	HM 3172	HMV 72E	KM 3064+MS 3068-64
AOH3172G	340	360	229	238	Tr380×5	35	G 1/8	9	30.5	HM 3176	HMV 76E	HM 3068+MS 3068-64
AOH3176G	360	380	232	242	Tr400×5	36	G 1/8	9	33.0	HM 3180	HMV 80E	HM 3072+MS 3072
AOH3180G	380	400	240	250	Tr420×5	38	G 1/8	9	36.0	HM 3184	HMV 84E	HM 3076+MS 3080-76
AOH3184G	400	420	266	276	Tr440×5	40	G 1/8	9	43.0	HM 3188	HMV 88E	HM 3080+MS 3080-76
AOHX3188G	420	440	270	281	Tr460×5	42	G 1/8	9	46.0	HM 3192	HMV 92E	HM 3084+MS 3084
AOHX3192G	440	460	285	296	Tr480×5	43	G 1/8	9	51.5	HM 3196	HMV 96E	HM 3088+MS 3092-88
AOHX3196G	460	480	295	307	Tr500×5	45	G 1/8	9	63.0	HM 31/500	HMV 100E	HM 3092+MS 3092-88
AOHX31/500G	480	500	313	325	Tr530×6	47	G 1/8	9	66.5	HM 31/530	HMV 106E	HM 3096+MS 30/500-96
AOH31/530	500	530	325	337	Tr560×6	53	G 1/8	10	93.5	HM 31/560	HMV 112E	HM 30/500+MS 30/500-96
AOH31/560	530	560	335	347	Tr600×6	55	G 1/8	11	107	HM 30/600	HMV 120E	HM 30/530+MS 30/600-530
AOHX31/600	570	600	355	369	Tr630×6	55	G 1/8	11	120	HM 31/630	HMV 126E	HM 30/560+MS 30/560
AOH31/630	600	630	375	389	Tr670×6	60	G 1/8	11	139	HM 31/670	HMV 134E	HM 30/600+MS 30/600-530
AOHX31/670	630	670	395	409	Tr710×7	59	G 1/8	12	189	HM 31/710	HMV 142E	HM 30/630+MS 30/630
AOHX31/710	670	710	405	421	Tr750×7	60	G 1/8	15	207	HM 31/750	HMV 150E	HM 30/670+MS 30/670
AOH31/750	710	750	425	441	Tr800×7	60	G 1/8	15	238	HM 31/800	HMV 160E	HM 30/710+MS 30/710
AOH31/800	750	800	438	456	Tr850×7	63	G 1/8	15	305	HM 31/850	HMV 170E	HM 30/750+MS 30/800-750
AOH31/850	800	850	462	480	Tr900×7	62	G 1/8	15	345	HM 31/900	HMV 180E	HM 30/800+MS 30/800-750
AOH31/900	850	900	475	495	Tr950×8	63	G 1/8	15	379	HM 31/950	HMV 190E	HM 30/850+MS 30/900-850
AOH31/950	900	950	500	520	Tr1000×8	62	G 1/8	15	426	HM 31/1000	HMV 200E	HM 30/900+MS 30/900-850
AOH31/1000	950	1000	525	547	Tr1060×8	63	G 1/8	15	485	HM 31/1060	HMV 212E	HM 30/950+MS 30/950
AOH31/1060	1000	1060	540	562	Tr1120×8	65	G 1/8	15	599	HM 31/1120	HMV 224E	HM 30/1000+MS 30/1000

Hydraulic Withdrawal Sleeves



No.	d1	d	L	L1	G	G1	G2	A	Weight	Appropriate nut for dismounting	Hydraulic nut	Nut + Locking device for locking on the shaft
	mm								kg			
AOH24044	200	220	138	152	Tr230×4	20	G 1/8	6.5	8.20	HM 46T	HMV 46E	KM 40+MB 40
AOH24048	220	240	138	153	Tr250×4	20	G 1/8	6.5	8.05	HM 50T	HMV 50E	HM 3044+MS 3044
AOH24052G	240	260	162	178	Tr280×4	22	G 1/8	6.5	12.5	HM 3056	HMV 56E	HM 3048+MS 3052-48
AOH24056G	260	280	162	179	Tr300×4	24	G 1/8	6.5	13.5	HM 3160	HMV 60E	HM 3052+MS 3052-48
AOH24060G	280	300	184	202	Tr320×5	24	G 1/8	6.5	17.0	HM 3164	HMV 64E	HM 3056+MS 3056
AOH24064G	300	320	184	202	Tr340×5	24	G 1/8	6.5	18.0	HM 3168	HMV 68E	HM 3060+MS 3060
AOH24068	320	340	206	225	Tr360×5	26	G 1/8	9	21.5	HM 3172	HMV 72E	KM 3064+MS 3068-64
AOH24072	340	360	206	226	Tr380×5	26	G 1/8	9	23.0	HM 3176	HMV 76E	HM 3068+MS 3068-64
AOH24076	360	380	208	228	Tr400×5	28	G 1/8	9	25.0	HM 3180	HMV 80E	HM 3072+MS 3072
AOH24080	380	400	228	248	Tr420×5	28	G 1/8	9	27.0	HM 3184	HMV 84E	HM 3076+MS 3080-76
AOH24084	400	420	230	252	Tr440×5	30	G 1/8	9	29.0	HM 3188	HMV 88E	HM 3080+MS 3080-76
AOH24088	420	440	242	264	Tr460×5	30	G 1/8	9	34.0	HM 3192	HMV 92E	HM 3084+MS 3084
AOH24092	440	460	250	273	Tr480×5	32	G 1/8	9	34.7	HM 3196	HMV 96E	HM 3088+MS 3092-88
AOH24096	460	480	250	273	Tr500×5	32	G 1/8	9	36.5	HM 31/500	HMV 100E	HM 3092+MS 3092-88
AOH240/500	480	500	253	276	Tr530×6	35	G 1/8	9	43.0	HM 31/530	HMV 106E	HM 3096+MS 30/500-96
AOH240/530G	500	530	285	309	Tr560×6	35	G 1/8	9	64.5	HM 31/560	HMV 112E	HM 30/500+MS 30/500-96
AOH240/560G	530	560	296	320	Tr600×6	38	G 1/8	9	70.0	HM 31/600	HMV 120E	HM 30/530+MS 30/600-530
AOH240/600	570	600	310	336	Tr630×6	40	G 1/8	9	108	HM 31/630	HMV 126E	HM 30/560+MS 30/560
AOH240/630G	600	630	330	356	Tr670×6	40	G 1/8	9	101	HM 31/670	HMV 134E	HM 30/600+MS 30/600-530
AOH240/670G	630	670	348	374	Tr710×7	40	G 1/8	12	140	HM 31/710	HMV 142E	HM 30/630+MS 30/630
AOH240/710G	670	710	360	386	Tr750×7	45	G 1/8	12	155	HM 31/750	HMV 150E	HM 30/670+MS 30/670
AOH240/750G	710	750	380	409	Tr800×7	45	G 1/8	12	178	HM 31/800	HMV 160E	HM 30/710+MS 30/710
AOH240/800G	750	800	395	423	Tr850×7	50	G 1/8	15	237	HM 31/850	HMV 170E	HM 30/750+MS 30/800-750
AOH240/850G	800	850	415	445	Tr900×7	50	G 1/8	15	265	HM 31/900	HMV 180E	HM 30/800+MS 30/800-750
AOH240/900	850	900	430	475	Tr950×8	55	G 1/8	15	296	HM 31/950	HMV 190E	HM 30/850+MS 30/900-850
AOH240/950	900	950	467	512	Tr1000×8	55	G 1/8	15	340	HM 31/1000	HMV 200E	HM 30/900+MS 30/900-850
AOH240/1000	950	1000	469	519	Tr1060×8	57	G 1/8	15	369	HM 31/1060	HMV 212E	HM 30/950+MS 30/950
AOH240/1060	1000	1060	498	548	Tr1120×8	60	G 1/8	15	476	HM 31/1120	HMV 224E	HM 30/1000+MS 30/1000



World premium quality:

- Precision Bearings
- GE Plain Bearings
- Adapter Sleeves
- Bearing Housings
- UCP in Stainless Steel
- UCP with Plastic Housing
- Clutch Bearings
- Sprockets & Chains
- Timing Pulleys
- V- Pulleys
- Taper Bushings
- Power Locks
- Flexible Couplings
- Gears





FAIR FRIEND ENT.GROUP

FAIRSKQ (TAIWAN) CO.,LTD.

Sales office:

No., 186, YUNG CHI ROAD, TAIPEI 110, TAIWAN

TEL:886-2-2763-9696 (30 LINES)

FAX:886-2-2768-0637, 2768-0639

E-mail: fsqsales@fairfriend.com.tw

URL: <http://www.fsq.com.tw>

Factory:

Yu-Shih Industrial Park Taichung Taiwan

FSQ[®]



We Bear The Rolling World

